



Date: May 27, 2024

To,
The Department of Corporate Services,
BSE Limited,
25th Floor, P.J. Towers,
Dalal Street, Mumbai- 400001

Scrip Code: 538734

Subject: Outcome of the meeting of Board of Directors of the Company held on Monday, May 27, 2024.

Ref.: Regulation 30 of SEBI (Listing Obligations and Disclosure Requirements) Regulations, 2015.

Dear Sir/Madam,

In furtherance to our intimation dated May 21, 2024 and pursuant to Regulation 30 of SEBI (Listing Obligations and Disclosure Requirements) Regulations, 2015 ('**Listing Regulations**'), we wish to inform you that the Board of Directors of the Company at their meeting held today i.e. Monday, May 27, 2024 at 1:00 P.M. through Physical mode at Corporate Office: 1601, Lodha Supremus, Senapati Bapat Marg Lower Parel West Mumbai-400013 has *inter alia* considered and approved the following matters:

1. Audited Standalone Financial Results/Statements of the Company along with the Statutory Auditors' report thereon for the quarter and Financial Year Ended March 31, 2024.
(Enclosed hereunder as Annexure 1).
2. Audited Consolidated Financial Results / Statements of the Company along with the Statutory Auditors' report thereon for the quarter and financial year ended March 31, 2024.
(Enclosed hereunder as Annexure 2).
3. The Board has recommended Final Dividend of Rs. 2.50/- (Two Rupees Fifty Paise Only) per share on the Equity Shares of the Company (i.e. dividend @ 25.00% per equity share having face value of Rs. 10/- each), for the financial year 2023-24, subject to approval of the members at the ensuing Annual General Meeting.
4. Appointment of CA Samir Sabharwal as Joint Chief Financial Officer (Joint CFO) of the Company with effect from May 27, 2024.
(The details as required under Regulation 30 of the Listing Regulations read with SEBI Circular No. SEBI/HO/CFD/CFD-PoD-1/P/CIR/2023/123 dated July 13, 2023, are enclosed herewith as Annexure 3.).

The above information will also be available on the website of the Company at www.ceinsys.com.

The meeting of Board of Directors of the Company commenced at 1.00 PM and concluded at 5:00 PM

Yours faithfully,
For Ceinsys Tech Limited

Pooja Karande
Company Secretary &
Compliance Officer
M. No. A54401
Enclosure: as above

Ceinsys Tech Ltd.
Registered Office: 10/5, IT Park, Opp. VNIT, Nagpur-440022.
Maharashtra, India | CIN: L72300MH1998PLC114790
info@ceinsys.com | EPABX: +91 712 2249033/358/930
Fax: +91 712 2249605

www.ceinsys.com

Independent Auditor's Report on the Quarterly and Year to Date Audited Standalone Financial Results of the Company Pursuant to the Regulations 33 of the SEBI (Listing Obligations and Disclosure Requirements) Regulations, 2015, as amended

**TO,
THE BOARD OF DIRECTORS OF
CEINSYS TECH LIMITED**

Report on the audit of the Standalone Financial Results

Opinion

We have audited the accompanying statement of Standalone Financial Results of **CEINSYS TECH LIMITED** ("the Company") for the quarter and year ended March 31, 2024 ("the Statement"), attached herewith, being submitted by the Company pursuant to the requirement of Regulation 33 of the SEBI (Listing Obligations and Disclosure Requirements) Regulations, 2015, as amended ("Listing Regulations").

In our opinion and to the best of our information and according to the explanations given to us the Statement:

- i. is presented in accordance with the requirements of Regulation 33 of the Listing Regulations in this regard; and
- ii. give a true and fair view in conformity with the recognition and measurement principles laid down in the applicable Indian Accounting Standards and other accounting principles generally accepted in India of the net profit and total other comprehensive income and other financial information for the quarter and year ended March 31, 2024.

Basis for Opinion

We conducted our audit in accordance with the Standards on Auditing (SAs) specified under section 143(10) of the Companies Act, 2013 (the Act). Our responsibilities under those Standards are further described in the *Auditor's Responsibilities for the Audit of the Standalone Financial Results* section of our report. We are independent of the Company in accordance with the Code of Ethics issued by the Institute of Chartered Accountants of India together with the ethical requirements that are relevant to our audit of the Statement under the provisions of the Act and the Rules thereunder, and we have fulfilled our other ethical responsibilities in accordance with these requirements and the Code of Ethics. We believe that the audit evidence we have obtained is sufficient and appropriate to provide a basis for our opinion.



Management's Responsibilities for the Standalone Financial Results

The Statement, which is the responsibility of the Company's Management and approved by the Board of Directors, has been prepared on the basis of the audited standalone financial statements. The Company's Board of Directors are responsible for the preparation and presentation of the Statement that give a true and fair view of the net profit and total other comprehensive income and other financial information in accordance with the Indian Accounting Standards prescribed under Section 133 of the Act read with relevant Rules issued thereunder and other accounting principles generally accepted in India and in compliance with Regulation 33 of the Listing Regulations. This responsibility also includes maintenance of adequate accounting records in accordance with the provisions of the Act for safeguarding of the assets of the Company and for preventing and detecting frauds and other irregularities; selection and application of appropriate accounting policies; making judgments and estimates that are reasonable and prudent; and design, implementation and maintenance of adequate internal financial controls that were operating effectively for ensuring the accuracy and completeness of the accounting records, relevant to the preparation and presentation of the Statement that give a true and fair view and are free from material misstatement, whether due to fraud or error.

In preparing the Statement, the Board of Directors are responsible for assessing the Company's ability to continue as a going concern, disclosing, as applicable, matters related to going concern and using the going concern basis of accounting unless the Board of Directors either intends to liquidate the Company or to cease operations, or has no realistic alternative but to do so.

The Board of Directors are also responsible for overseeing the Company's financial reporting process.

Auditor's Responsibilities for the Audit of the Standalone Financial Results

Our objectives are to obtain reasonable assurance about whether the Statement as a whole are free from material misstatement, whether due to fraud or error, and to issue an auditor's report that includes our opinion. Reasonable assurance is a high level of assurance, but is not a guarantee that an audit conducted in accordance with SAs will always detect a material misstatement when it exists. Misstatements can arise from fraud or error and are considered material if, individually or in the aggregate, they could reasonably be expected to influence the economic decisions of users taken on the basis of the Statement.

As part of an audit in accordance with SAs, we exercise professional judgment and maintain professional scepticism throughout the audit. We also:

- Identify and assess the risks of material misstatement of the Statement, whether due to fraud or error, design and perform audit procedures responsive to those risks, and obtain audit evidence that is sufficient and appropriate to provide a basis for our opinion. The risk of not detecting a material misstatement resulting from fraud is higher than for one resulting from error, as fraud may involve collusion, forgery, intentional omissions, misrepresentations, or the override of internal control.



- Obtain an understanding of internal control relevant to the audit in order to design audit procedures that are appropriate in the circumstances. Under Section 143(3) (i) of the Act, we are also responsible for expressing our opinion on whether the Company has adequate internal financial controls with reference to standalone financial statements in place and the operating effectiveness of such controls.
- Evaluate the appropriateness of accounting policies used and the reasonableness of accounting estimates and related disclosures made by the Board of Directors.
- Conclude on the appropriateness of the Board of Directors' use of the going concern basis of accounting and, based on the audit evidence obtained, whether a material uncertainty exists related to events or conditions that may cast significant doubt on the Company's ability to continue as a going concern. If we conclude that a material uncertainty exists, we are required to draw attention in our auditor's report to the related disclosures in the Statement or, if such disclosures are inadequate, to modify our opinion. Our conclusions are based on the audit evidence obtained up to the date of our auditor's report. However, future events or conditions may cause the Company to cease to continue as a going concern.
- Evaluate the overall presentation, structure and content of the Statement, including the disclosures, and whether the Statement represents the underlying transactions and events in a manner that achieves fair presentation.

Materiality is the magnitude of misstatements in the Statement that, individually or in aggregate, makes it probable that the economic decisions of a reasonably knowledgeable user of the Statement may be influenced.

We communicate with those charged with governance regarding, among other matters, the planned scope and timing of the audit and significant audit findings, including any significant deficiencies in internal control that we identify during our audit.

We also provide those charged with governance with a Statement that we have complied with relevant ethical requirements regarding independence, and to communicate with them all relationships and other matters that may reasonably be thought to bear on our independence, and where applicable, related safeguards.



Other Matter

The Statement includes the standalone results for the quarter ended March 31, 2024 being the balancing figures between audited figures in respect of the figures of the respective full financial year and the published year to date figures up to the nine months ended December 31, 2023.

Our opinion is not modified in respect of above matter.

For CHATURVEDI & SHAH LLP

Chartered Accountants

Firm Reg. No. 101720W / W100355

R. P. Shah

Rupesh Shah

Partner

Membership No. 117964

UDIN No.: 24117964BKFYDD4952



Mumbai

Date: May 27, 2024

CEINSYS TECH LIMITED					
Statement of Standalone Audited Financial Results for the Quarter and Year ended March 31, 2024					
(Rs. in Lakhs, unless otherwise stated)					
Particulars	Quarter ended			Year ended	
	31.03.2024	31.12.2023	31.03.2023	31.03.2024	31.03.2023
	Refer Note 5	Unaudited	Refer Note 5	Audited	Audited
I. Revenue From Operations	6,650.72	5,268.57	6,141.48	20,567.73	16,704.41
II. Other Income	126.00	38.93	29.86	238.00	106.49
III. Total Income (I + II)	6,776.72	5,307.50	6,171.34	20,805.73	16,810.90
IV. Expenses					
Purchases of Stock-in-Trade	985.30	1,069.91	1,249.72	3,009.49	3,031.10
Changes in Inventories of Stock-in-Trade	35.45	(11.11)	(18.96)	11.79	(13.85)
Project and Other Operating Expenses	2,137.89	633.57	866.19	4,094.40	3,874.25
Employee Benefits Expense	1,109.10	1,332.29	1,473.21	5,442.14	5,374.01
Finance Costs	141.57	120.05	227.82	555.80	835.42
Depreciation and Amortisation Expense	100.41	101.93	67.65	393.65	287.31
Other Expenses	966.91	1,144.41	631.30	3,817.37	2,544.38
Total Expenses (IV)	5,476.63	4,391.05	4,496.93	17,324.64	15,932.62
V. Profit Before Exceptional Items and Tax (III-IV)	1,300.09	916.45	1,674.41	3,481.09	878.28
VI. Exceptional items	-	-	-	-	-
VII. Profit Before Tax (V - VI)	1,300.09	916.45	1,674.41	3,481.09	878.28
VIII. Tax expense					
(1) Current Tax	323.86	326.86	290.48	1,192.95	290.48
(2) Income Tax for Earlier Years	-	-	14.72	-	14.72
(3) Deferred Tax	133.28	(113.10)	168.06	(170.29)	(62.93)
IX. Profit for the period/year (VII - VIII)	842.95	702.69	1,201.15	2,458.43	636.01
X. Other Comprehensive Income					
A (i) Items that will not be reclassified to profit or loss - Remeasurements Gain/(Loss) on defined benefit plans	(21.24)	0.51	27.52	(19.71)	2.04
(ii) Income Tax relating to items that will not be reclassified to profit or loss	6.19	(0.15)	(8.01)	5.74	(0.59)
B. (i) Items that will be reclassified to profit or loss	-	-	-	-	-
(ii) Income Tax relating to items that will be reclassified to profit or loss	-	-	-	-	-
Total Other Comprehensive Income	(15.05)	0.36	19.51	(13.97)	1.45
XI. Total Comprehensive Income for the period/year (IX+X)	827.90	703.05	1,220.66	2,444.46	637.46
XII. Paid-up Equity Share Capital (Face value of Rs. 10 each)	1,633.94	1,543.14	1,543.14	1,633.94	1,543.14
XIII. Other Equity Excluding Revaluation Reserve				18,116.36	15,714.87
XIV. Earnings Per Equity Share (In Rs.) (Face Value of Rs.10/- each)					
(1) Basic (*Not Annualised)	5.31*	4.55*	7.78*	15.82	4.12
(2) Diluted (*Not Annualised)	5.16*	4.31*	7.78*	15.23	4.12

Corporate Office:

1601, Lodha Supremus, Senapati
Bapat Marg, Lower Parel West,
Mumbai-400013,
Maharashtra, India
EPABX: +91 22 49472200

Registered Office:

10/5, IT Park, Opp. VNIT, Nagpur-440022,
Maharashtra, India
CIN: L72300MH1998PLC114790
info@ceinsys.com | Fax: +91 712 2249605
EPABX: +91 712 2249033/358/930





Audited Standalone Financial Results for the Quarter and Year Ended March 31, 2024

1. The chief operating decision maker (CODM) has identified following reportable segments of its business.
- Enterprise Geospatial & Engineering Services
 - Software Products
 - Power Generation

Segment wise Revenue, Results, Assets and Liabilities

(Rs. in Lakhs, unless otherwise stated)

Particulars	Quarter ended			Year Ended	
	31.03.2024	31.12.2023	31.03.2023	31.03.2024	31.03.2023
	Refer Note 5	Unaudited	Refer Note 5	Audited	Audited
1. Segment Revenue					
a. Enterprise Geospatial & Engineering Services	5,114.03	4,040.83	4,655.84	16,540.91	12,660.63
b. Software Products	1,519.01	1,217.19	1,458.80	3,835.53	3,842.81
c. Power Generation	17.68	10.55	26.84	191.29	200.97
Income From Operations	6,650.72	5,268.57	6,141.48	20,567.73	16,704.41
2. Segment Results					
a. Enterprise Geospatial & Engineering Services	1,076.88	1,132.94	2,363.56	4,423.88	2,821.07
b. Software Products	428.62	124.74	175.37	552.25	567.92
c. Power Generation	(2.36)	(7.63)	(5.31)	107.62	87.12
Total	1,503.14	1,250.05	2,533.62	5,083.75	3,476.11
i) Finance Costs	(141.57)	(120.05)	(227.82)	(555.80)	(835.42)
ii) Other unallocable expenditure	(187.48)	(252.48)	(661.25)	(1,284.86)	(1,868.90)
iii) Unallocable Income	126.00	38.93	29.86	238.00	106.49
Profit before exceptional items and Tax	1,300.09	916.45	1,674.41	3,481.09	878.28
Exceptional items	-	-	-	-	-
Profit Before Tax	1,300.09	916.45	1,674.41	3,481.09	878.28
3. Segment Assets					
a. Enterprise Geospatial & Engineering Services	14,884.76	13,495.56	15,127.26	14,884.76	15,127.26
b. Software Products	1,513.40	835.28	887.50	1,513.40	887.50
c. Power Generation	439.84	442.91	808.70	439.84	808.70
d. Unallocable	12,974.96	12,621.07	10,973.25	12,974.96	10,973.25
Total	29,812.96	27,394.82	27,796.71	29,812.96	27,796.71
4. Segment Liabilities					
a. Enterprise Geospatial & Engineering Services	4,617.63	2,601.36	2,968.31	4,617.63	2,968.31
b. Software Products	1,092.70	980.46	993.26	1,092.70	993.26
c. Power Generation	10.68	0.19	11.02	10.68	11.02
d. Unallocable	4,341.65	4,981.19	6,566.11	4,341.65	6,566.11
Total	10,062.66	8,563.20	10,538.70	10,062.66	10,538.70



Corporate Office:

1601, Lodha Supremus, Senapati
Bapat Marg, Lower Parel West,
Mumbai-400013,
Maharashtra, India
EPABX: +91 22 49472200

Registered Office:


10/5, IT Park, Opp. VNIT, Nagpur-440022.
Maharashtra, India
CIN: L72300MH1998PLC114790
info@ceinsys.com | Fax: +91 712 2249605
EPABX: +91 712 2249033/358/930

www.ceinsys.com

Notes forming to the Standalone Audited Financial Results for the Quarter and Year ended March 31, 2024

- 2 These Standalone Audited Financial Results of Ceinsys Tech Limited (the "Company") for the quarter and year ended March 31, 2024 ("the statement") were reviewed by Audit Committee and approved by the Board of Directors at their meeting held on May 27, 2024.
- 3 During the quarter, pursuant to exercise of the options under, "Ceinsys Employee Stock Option Scheme, 2022 - Plan 1 & Ceinsys Employee Stock Option Scheme, 2022 - Plan 2 ("ESOS")", the Company has made allotment of 9,08,000 Equity Shares of the face value of Rs. 10/- each, which has resulted into increase of paid up Equity Share Capital by Rs. 90.80 Lakhs and Securities Premium by Rs. 1259.40 Lakhs
- 4 During the year ended March 31, 2023, the Company granted 166,188 stock options to the employees of its Wholly Owned Subsidiary (WOS) under the Ceinsys Employee Stock Option scheme 2022- plan 1. The Board of Directors of the Company in its meeting held on March 30, 2024, decided to recover the ESOP cost towards those options, which were exercised on February 09, 2024, from such WOS, accordingly during the quarter the ESOP cost of Rs. 230.50 Lakhs (including Rs. 181.88 Lakhs for Previous Year) has been charged to the Subsidiary and adjusted with the Employee benefit expenses for the quarter and year ended March 31, 2024.
- 5 The figures for the corresponding previous periods / year have been regrouped/rearranged wherever necessary, to make them comparable. The figures for the quarter ended March 31, 2024 and March 31, 2023 are the balancing figures between the audited figures of the full financial year and the published year to date figures up to the third quarter of the respective financial year.
- 6 The Board of Director of the Company at its meeting held on 7th November, 2023, has approved the Scheme of Amalgamation between the Company and Allygrow Technologies Private Limited ("ATPL" or "Transferor Company"), a wholly owned subsidiary of the Company, and their respective shareholders and Creditors ("Scheme") under sections 230 to 232 and other applicable provisions of the Companies Act, 2013. The Appointed Date for the Scheme is 1st April, 2024. The Scheme is subject to necessary statutory / regulatory approvals under applicable laws including approval of the National Company Law Tribunal.
- 7 The Board of Directors has recommended dividend of Rs. 2.5/- per fully paid up equity share of Rs. 10/- each for the financial year ended March 31, 2024. This payment of dividend is subject to approval of members of the company at ensuring Annual General Meeting of the company

**For and on behalf of Board of directors
Ceinsys Tech Limited**



**Mr. Prashant Kamat
Whole Time Director, Vice Chairman and CEO
DIN : 07212749**

**Mumbai
May 27, 2024**

**Corporate Office:**

1601, Lodha Supremus, Senapati
Bapat Marg, Lower Parel West,
Mumbai-400013,
Maharashtra, India
EPABX: +91 22 49472200

Registered Office:

10/5, IT Park, Opp. VNIT, Nagpur-440022.
Maharashtra, India
CIN: L72300MH1998PLC114790
info@ceinsys.com | Fax: +91 712 2249605
EPABX: +91 712 2249033/358/930

Audited Standalone Balance Sheet as at March 31, 2024

(Rs. In Lakhs)

Particulars	As at March 31, 2024	As at March 31, 2023
	Audited	Audited
ASSETS		
(1) Non-Current Assets		
(a) Property, Plant and Equipment	2,120.52	1,638.76
(b) Intangible Assets	10.42	21.46
(c) Financial Assets		
(i) Investments	6,871.12	6,821.12
(ii) Trade Receivables	307.07	211.17
(iii) Other Financial Assets	198.58	326.05
(d) Non-Current Tax Assets (Net)	852.60	558.12
(e) Deffered Tax Asset (Net)	552.50	376.47
(f) Other Non-Current Assets	199.18	208.37
Total Non-Current Assets	11,111.99	10,161.52
(2) Current Assets		
(a) Inventories	63.72	436.41
(b) Financial Assets		
(i) Trade Receivables		
(a) Billed	9,049.81	8,322.75
(b) Unbilled	6,360.50	6,381.19
(ii) Cash and Cash Equivalents	14.30	55.01
(iii) Bank Balance Other Than (ii) Above	1,690.23	962.33
(iv) Loans	3.71	69.19
(v) Other Financial Assets	477.07	245.62
(c) Current Tax Assets (Net)	494.36	475.02
(d) Other Current Assets	529.83	374.95
Total Current Assets	18,683.53	17,322.47
Assets Held for Sale	17.44	312.72
Total Assets	29,812.96	27,796.71
EQUITY AND LIABILITIES		
Equity		
(a) Equity Share Capital	1,633.94	1,543.14
(b) Other Equity	18,116.36	15,714.87
Total Equity	19,750.30	17,258.01
LIABILITIES		
(1) Non-Current liabilities		
(a) Financial Liabilities		
(i) Borrowings	78.48	89.56
(ia) Lease Liabilities	165.82	-
(b) Provisions	82.10	75.41
Total Non-Current liabilities	326.40	164.97
(2) Current Liabilities		
(a) Financial Liabilities		
(i) Borrowings	2,111.11	5,378.57
(ia) Lease Liabilities	140.16	-
(ii) Trade Payables		
(A) Total outstanding due of Micro enterprises and small enterprises;	671.70	83.29
(B) Total outstanding due of creditors other than micro enterprises and small enterprises	4,357.67	3,144.07
(iii) Other Financial Liabilities	778.43	405.77
(b) Other Current Liabilities	1,494.04	1,198.42
(c) Provisions	183.15	163.61
Total Current Liabilities	9,736.26	10,373.73
Total Liabilities	10,062.66	10,538.70
Total Equity and Liabilities	29,812.96	27,796.71

Corporate Office

1601, Lodha Supremus, Senapati
Bapat Marg, Lower Parel West,
Mumbai-400013,
Maharashtra, India
EPABX: +91 22 49472200

Registered Office

10/5, IT Park, Opp. VNIT, Nagpur-44002 2
Maharashtra, India
CIN: L72300MH1998PLC114790
info@ceinsys.com | Fax: +91 712 224 9605
EPABX: +91 712 2249033/358/930


www.ceinsys.com

Statement of Standalone Audited Cash Flows for the year ended March 31, 2024		
	(Rs. In Lakhs)	
Particulars	Year Ended March 31, 2024	Year Ended March 31, 2023
Cash Flows from Operating Activities		
Profit Before Tax	3,481.09	878.28
Adjustments For		
Depreciation and Amortisation Expense	393.65	287.31
Bad debts Written off (Net)	705.42	279.52
Employee Share Based Payment Expense	35.18	993.72
Interest Income from Financial Assets	(139.94)	(72.62)
Provision for doubtful Financial Assets / Expected Credit Loss	559.92	73.93
Finance Costs	555.80	835.42
Loss /(Profit on Sale/discard of Property, Plant and Equipment (Net)	7.80	(7.42)
Unrealised Gain on foreign currency transaction	(0.02)	-
Operating Profit Before Working Capital Changes	5,598.90	3,268.14
Adjustments For		
(Increase) / Decrease In Trade and Other Receivable	(2,279.11)	(784.71)
Increase / (Decrease) in Trade and Other Payable	2,677.32	(839.67)
Decrease / (Increase) in Inventories	372.69	(340.82)
(Increase) / Decrease in Unbilled Trade Receivables	(94.75)	2,769.76
Cash Generated from Operations	6,275.05	4,072.70
Income Taxes paid	(1,504.27)	(829.43)
A. Net cash Generated from Operating Activities	4,770.78	3,243.27
Cash Flows from Investing Activities		
Purchase of property, plant and equipment and Intangibles	(438.57)	(219.03)
Sale of property, plant and equipment & Asset held for sale	308.32	80.26
Investment in Subsidiary	(50.00)	(1,179.20)
Loan Repaid by Subsidiary Company	64.47	-
Loan to Subsidiary Company	-	(62.89)
Interest Received	108.53	73.21
B. Net cash Used In Investing Activities	(7.25)	(1,307.65)
Cash flows from Financing Activities		
Proceeds from issue of Shares	90.80	-
Proceeds from Non Current Borrowings	-	130.00
Repayment of Non Current Borrowings	(40.14)	(88.88)
Movement In Current Borrowings (Net)	(3,238.78)	(612.02)
Payment of Lease liabilities	(159.84)	-
Finance Costs	(591.70)	(901.40)
Dividends paid to Company's Shareholders	(308.63)	(347.21)
Margin Money (Net)	(555.95)	(64.86)
C. Net cash Used In Financing Activities	(4,804.24)	(1,884.37)
Net Increase in Cash and Cash Equivalents (A + B + C)	(40.71)	51.25
Cash and Cash Equivalents at the beginning of the year	55.01	3.76
Cash and Cash Equivalents at end of the year	14.30	55.01


Corporate Office:

1601, Lodha Supremus, Senapati
Bapat Marg, Lower Parel West,
Mumbai-400013,
Maharashtra, India
EPABX: +91 22 49472200

Registered Office:

10/5, IT Park, Opp. VNIT, Nagpur-440022.
Maharashtra, India
CIN: L72300MH1998PLC114790
info@ceinsys.com | Fax: +91 712 2249605
EPABX: +91 712 2249033/358/930

Independent Auditor's Report on the Quarterly and Year to Date Audited Consolidated Financial Results of the Company Pursuant to the Regulations 33 of the SEBI (Listing Obligations and Disclosure Requirements) Regulations, 2015, as amended

To,
**THE BOARD OF DIRECTORS OF
CEINSYS TECH LIMITED**

Report on the audit of the Consolidated Financial Results

Opinion

We have audited the accompanying Statement of Consolidated Financial Results of **CEINSYS TECH LIMITED** ("the Holding Company") and its Subsidiaries (the Holding Company and its Subsidiaries together refer to "the Group") and its Joint Venture for the quarter and year ended March 31, 2024 (the "Statement"), being submitted by the Company pursuant to the requirement of Regulation 33 of the SEBI (Listing Obligations and Disclosure Requirements) Regulations, 2015, as amended ("Listing Regulations").

In our opinion and to the best of our information and according to the explanations given to us, the Statement:

- i. Includes the financial results/ information of the entities listed as per below:

Subsidiaries / Step down Subsidiaries:

- a) ADCC Infocom Private Limited
- b) Allygrow Technologies Private Limited
- c) Technology Associates Inc.
- d) Allygrow Technologies B.V.
- e) Allygrow Technologies GmbH
- f) Allygrow Technologies UK Limited

Joint Venture

- a) Allygram Systems and Technologies Private Limited

- ii. is presented in accordance with the requirements of Regulation 33 of the Listing Regulations in this regard; and
- iii. gives a true and fair view in conformity with the recognition and measurement principles laid down in the applicable Indian Accounting Standards and other accounting principles generally accepted in India of the consolidated total comprehensive income comprising of net profit and other comprehensive income and other financial information of the Group and its Joint Venture for the quarter and year ended March 31, 2024.



Basis for Opinion

We conducted our audit in accordance with the Standards on Auditing (SAs) specified under section 143(10) of the Companies Act, 2013 (the Act). Our responsibilities under those Standards are further described in the *Auditor's Responsibilities for the Audit of the Consolidated Financial Results* section of our report. We are independent of the Company in accordance with the Code of Ethics issued by the Institute of Chartered Accountants of India together with the ethical requirements that are relevant to our audit of the Statement under the provisions of the Companies Act, 2013 and the Rules thereunder, and we have fulfilled our other ethical responsibilities in accordance with these requirements and the Code of Ethics. We believe that the audit evidence obtained by us is sufficient and appropriate to provide a basis for our opinion.

Management's Responsibilities for the Consolidated Financial Results

The Statement, which is the responsibility of the Holding Company's Management and approved by the Board of Directors, has been prepared on the basis of the audited consolidated financial statements.

The Holding Company's Board of Directors are responsible for the preparation of the Statement that give a true and fair view of the net profit and other comprehensive income and other financial information of the Group including its Joint Venture in accordance with the Indian Accounting Standards prescribed under Section 133 of the Act read with relevant Rules issued thereunder and other accounting principles generally accepted in India and in compliance with Regulation 33 of the Listing Regulations. The respective Board of Directors of the companies included in the Group and of its Joint Venture are responsible for maintenance of adequate accounting records in accordance with the provisions of the Act for safeguarding of the assets of the Group and of its Joint Venture for preventing and detecting frauds and other irregularities; selection and application of appropriate accounting policies; making judgments and estimates that are reasonable and prudent; and design, implementation and maintenance of adequate internal financial controls that were operating effectively for ensuring the accuracy and completeness of the accounting records, relevant to the preparation and presentation of the Statement that give a true and fair view and are free from material misstatement, whether due to fraud or error, which have been used for the purpose of preparation of the Statement by the Directors of the Holding Company, as aforesaid

In preparing the Statement, the respective Board of Directors of the Companies included in the Group and its Joint Venture are responsible for assessing the ability of the Group and of its Joint Venture to continue as a going concern, disclosing, as applicable, matters related to going concern and using the going concern basis of accounting unless the respective Board of Directors either intends to liquidate the Group and of its Joint Venture or to cease operations, or has no realistic alternative but to do so.



The respective Board of Directors of the Companies included in the Group and of its Joint Venture are also responsible for overseeing the financial reporting process of the Group and of its Joint Venture.

Auditor's Responsibilities for the Audit of the Consolidated Financial Results

Our objectives are to obtain reasonable assurance about whether the Statement as a whole are free from material misstatement, whether due to fraud or error, and to issue an auditor's report that includes our opinion. Reasonable assurance is a high level of assurance, but is not a guarantee that an audit conducted in accordance with SAs will always detect a material misstatement when it exists. Misstatements can arise from fraud or error and are considered material if, individually or in the aggregate, they could reasonably be expected to influence the economic decisions of users taken on the basis of the Statement.

As part of an audit in accordance with SAs, we exercise professional judgment and maintain professional scepticism throughout the audit. We also:

- Identify and assess the risks of material misstatement of the Statement, whether due to fraud or error, design and perform audit procedures responsive to those risks, and obtain audit evidence that is sufficient and appropriate to provide a basis for our opinion. The risk of not detecting a material misstatement resulting from fraud is higher than for one resulting from error, as fraud may involve collusion, forgery, intentional omissions, misrepresentations, or the override of internal control.
- Obtain an understanding of internal control relevant to the audit in order to design audit procedures that are appropriate in the circumstances. Under Section 143(3) (i) of the Act, we are also responsible for expressing our opinion on whether the Company has adequate internal financial control with reference to consolidated financial statements in place and the operating effectiveness of such control.
- Evaluate the appropriateness of accounting policies used and the reasonableness of accounting estimates and related disclosures made by the Board of Directors.
- Conclude on the appropriateness of the Board of Directors' use of the going concern basis of accounting and, based on the audit evidence obtained, whether a material uncertainty exists related to events or conditions that may cast significant doubt on the ability of the Group and of its Joint Venture to continue as a going concern. If we conclude that a material uncertainty exists, we are required to draw attention in our auditor's report to the related disclosures in the Statement or, if such disclosures are inadequate, to modify our opinion. Our conclusions are based on the audit evidence obtained up to the date of our auditor's report. However, future events or conditions may cause the Group and of its Joint Venture to cease to continue as a going concern.



- Evaluate the overall presentation, structure and content of the Statement, including the disclosures, and whether the Statement represents the underlying transactions and events in a manner that achieves fair presentation.
- Obtain sufficient appropriate audit evidence regarding the financial results/financial information of the entities within the Group and of its Joint Venture of which we are the independent auditors to express an opinion on the Statement. We are responsible for the direction, supervision and performance of the audit of financial information of such entities included in the Statement of which we are the independent auditors. For the other entities included in the Statement, which have been audited by other auditor, such other auditor remains responsible for the direction, supervision and performance of the audits carried out by him. We remain solely responsible for our audit opinion.

Materiality is the magnitude of misstatements in the Statement that, individually or in aggregate, makes it probable that the economic decisions of a reasonably knowledgeable user of the Statement may be influenced.

We communicate with those charged with governance of the Holding Company and such other entity included in the Statement of which we are the Independent auditors regarding, the planned scope and timing of the audit and significant audit findings, including any significant deficiencies in internal control that we identify during our audit.

We also provide those charged with governance with a statement that we have complied with relevant ethical requirements regarding independence, and to communicate with them all relationships and other matters that may reasonably be thought to bear on our independence, and where applicable, related safeguards.

Other Matters

- a) We did not audit the financial information of 3 subsidiaries, whose financial statements / information reflect total assets of Rs. 445.74 Lakhs as at March 31, 2024, total revenue of Rs. 230.15 Lakhs and Rs. 339.75 Lakhs, total net profit / (loss) after tax Rs. (24.89) Lakhs and Rs. (57.19) Lakhs and total comprehensive income of Rs. (21.95) Lakhs and Rs. (60.31) Lakhs for the quarter and year ended March 31, 2024 respectively, and cash inflow (net) of Rs. 137.10 Lakhs for the year ended March 31, 2024, as considered in the Statement. These financial statements / information are unaudited and have been furnished to us by the Management, and our opinion on the consolidated financial statements insofar as it relates to the amounts and disclosures included in respect of these subsidiaries and our report in terms of subsection (3) of Section 143 of the Act including report on Other Information insofar as it relates to the aforesaid subsidiaries, is based solely on such unaudited



financial statements/information. In our opinion and according to the information and explanations given to us by the Management, these financial statements / information are not material to the Group.

- b) The Statement includes the consolidated financial results for the quarter ended March 31, 2024 being the balancing figures between audited figures in respect of the figures of the respective full financial year and the published year to date figures up to the nine months ended December 31, 2023.

Our opinion is not modified in respect of above matters.

For CHATURVEDI & SHAH LLP

Chartered Accountants

Firm Reg. No. 101720W / W100355

R. P. Shah.

Rupesh Shah

Partner

Membership No. 117964

UDIN No.: 24117964BKFYDE8901




Mumbai

Date: May 27, 2024

CEINSYS TECH LIMITED					
Statement of Consolidated Audited Financial Results for the Quarter and Year ended March 31, 2024					
(Rs. in Lakhs, unless otherwise stated)					
Particulars	Quarter ended			Year Ended	
	31.03.2024	31.12.2023	31.03.2023	31.03.2024	31.03.2023
	Refer Note 5	Unaudited	Refer Note 5	Audited	Audited
I. Revenue From Operations	7,827.19	6,257.91	7,295.16	25,293.91	21,949.81
II. Other Income	147.26	72.55	50.15	363.08	239.89
III. Total Income (I + II)	7,974.45	6,330.46	7,345.31	25,656.99	22,189.70
IV. Expenses					
Purchases of Stock-in-Trade	985.30	1,069.91	1,244.05	3,009.49	3,025.43
Changes in Inventories of Stock-in-Trade	35.45	(11.11)	(18.96)	11.79	(13.85)
Project and Other Operating Expenses	2,437.29	628.80	866.18	4,358.92	3,874.25
Employee Benefits Expense	2,181.64	2,163.30	2,173.60	8,909.83	8,211.51
Finance Costs	106.42	80.81	230.41	470.86	844.40
Depreciation and Amortisation Expense	124.87	129.81	134.01	516.33	449.76
Other Expenses	955.45	1,348.07	849.87	4,596.64	3,680.62
Total Expenses (IV)	6,826.42	5,409.59	5,479.16	21,873.86	20,072.12
V. Profit Before Share of Profit of Joint Venture, Exceptional Item and Tax (III-IV)	1,148.03	920.87	1,866.15	3,783.13	2,117.58
VI. Share of Profit of Joint Venture	439.26	347.15	320.20	1,182.48	773.26
VII. Profit Before Exceptional Item and Tax (V+VI)	1,587.29	1,268.02	2,186.35	4,965.61	2,890.84
VIII. Exceptional items	-	-	-	-	-
IX. Profit Before Tax (VII+VIII)	1,587.29	1,268.02	2,186.35	4,965.61	2,890.84
X. Tax Expense					
(1) Current Tax	317.39	372.19	347.43	1,632.55	370.90
(2) Income Tax for earlier Years	0.58	13.88	12.99	25.09	12.99
(3) Deferred Tax	108.18	(153.94)	(296.58)	(191.97)	(581.77)
XI. Profit for the period/year (IX - X)	1,161.14	1,035.89	2,122.51	3,499.94	3,088.72
XII. Other Comprehensive Income					
A (i) Items that will not be reclassified to profit or loss					
- Remeasurements Gain/(Loss) on defined benefit plans	(25.15)	1.40	30.25	(21.01)	4.77
(ii) Income Tax relating to items that will not be reclassified to profit or loss	7.18	(0.38)	(8.70)	6.07	(1.28)
(iii) Share of other comprehensive income of joint ventures	6.39	(21.87)	8.20	1.91	8.20
B. (i) Items that will be reclassified to profit or loss	-	-	-	-	-
(ii) Income Tax relating to items that will be reclassified to profit or loss	-	-	-	-	-
(iii) Exchange differences on translation of foreign operations	7.96	2.68	(13.05)	43.78	180.48
Total Other Comprehensive Income	(3.62)	(18.17)	16.70	30.75	192.17
XIII Total Comprehensive Income for the period/year (XI+XII)	1,157.52	1,017.72	2,139.21	3,530.69	3,280.89
XIV Net Profit attributable to:					
Owners of the Company	1,161.14	1,035.89	2,122.51	3,499.94	3,088.72
Non controlling interest	-	-	-	-	-
XV. Other Comprehensive Income attributable to:					
Owners of the Company	(3.62)	(18.17)	16.70	30.75	-
Non controlling interest	-	-	-	-	192.17
XVI. Total comprehensive income attributable to:					
Owners of the Company	1,157.52	1,017.72	2,139.21	3,530.69	3,280.89
Non controlling interest	-	-	-	-	-
XVII. Paid-up Equity Share Capital (Face value of Rs. 10 each)	1,633.94	1,543.14	1,543.14	1,633.94	1,543.14
XVIII. Other Equity Excluding Revaluation Reserve	-	-	-	21,774.80	18,287.07
XIX. Earnings Per Equity Share (In Rs.) (Face Value of Rs.10/- each)					
(1) Basic (*Not Annualised)	7.32*	6.71*	13.75*	22.52	20.02
(2) Diluted (*Not Annualised)	7.11*	6.35*	13.75*	22.52	20.02

Corporate Office:
1601, Lodha Supremus, Senapati
Bapat Marg, Lower Parel West,
Mumbai-400013,
Maharashtra, India
EPABX: +91 22 49472200

Registered Office:
10/5, IT Park, Opp. VNIT, Nagpur-440022.
Maharashtra, India
CIN: L72300MH1998PLC114790
info@ceinsys.com | Fax: +91 712 224960
EPABX: +91 712 2249033/358/930



Consolidated Audited Financial Results for the Quarter and Year ended March 31, 2024

1. The chief operating decision maker (CODM) has identified following reportable segments of its business.
- Enterprise Geospatial & Engineering Services
 - Software Products
 - Power Generation

Segment wise Revenue, Results, Assets and Liabilities

(Rs. in Lakhs, unless otherwise stated)

Particulars	Quarter ended			Year Ended	
	31.03.2024	31.12.2023	31.03.2023	31.03.2024	31.03.2023
	Refer Note 5	Unaudited	Refer Note 5	Audited	Audited
1. Segment Revenue					
a. Enterprise Geospatial & Engineering Services	6,290.50	5,030.17	5,813.85	21,267.09	17,911.70
b. Software Products	1,519.01	1,217.19	1,454.47	3,835.53	3,837.14
c. Power Generation	17.68	10.55	26.84	191.29	200.97
Income From Operations	7,827.19	6,257.91	7,295.16	25,293.91	21,949.81
2. Segment Results					
a. Enterprise Geospatial & Engineering Services	868.39	1,148.31	2,532.22	4,515.90	3,935.95
b. Software Products	428.62	124.74	178.02	552.25	567.92
c. Power Generation	(2.36)	(7.63)	(5.31)	107.62	87.12
Total	1,294.65	1,265.42	2,704.93	5,175.77	4,590.99
i) Finance Costs	(106.42)	(80.81)	(230.41)	(470.86)	(844.40)
ii) Other unallocable expenditure	(187.46)	(336.29)	(658.53)	(1,284.86)	(1,868.90)
iii) Unallocable Income	147.26	72.55	50.15	363.08	239.89
Share of Profit of Joint Venture	439.26	347.15	320.20	1,182.48	773.26
Profit before exceptional items and Tax	1,587.29	1,268.02	2,186.35	4,965.61	2,890.84
Exceptional items	-	-	-	-	-
Profit Before Tax	1,587.29	1,268.02	2,186.35	4,965.61	2,890.84
3. Segment Assets					
a. Enterprise Geospatial & Engineering Services	17,722.90	16,067.08	20,304.29	17,722.90	20,304.29
b. Software Products	1,513.40	835.28	887.50	1,513.40	887.50
c. Power Generation	439.84	442.91	808.70	439.84	808.70
d. Unallocable	12,931.77	12,441.86	9,288.41	12,931.77	9,288.41
Total	32,607.91	29,787.13	31,288.90	32,607.91	31,288.90
4. Segment Liabilities					
a. Enterprise Geospatial & Engineering Services	5,323.17	3,135.21	3,862.39	5,323.17	3,862.39
b. Software Products	1,092.70	980.46	993.26	1,092.70	993.26
c. Power Generation	10.68	0.19	11.02	10.68	11.02
d. Unallocable	2,772.62	3,510.84	6,592.02	2,772.62	6,592.02
Total	9,199.17	7,626.70	11,458.69	9,199.17	11,458.69



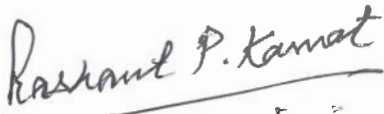
Corporate Office:
1601, Lodha Supremus, Senapati
Bapat Marg, Lower Parel West,
Mumbai-400013,
Maharashtra, India
EPABX: +91 22 49472200

Registered Office:
10/5, IT Park, Opp. VNIT, Nagpur-440022.
Maharashtra, India
CIN: L72300MH1998PLC114790
info@ceinsys.com | Fax: +91 712 2249605
EPABX: +91 712 2249033/358/930

www.ceinsys.com

Notes forming to the Consolidated Audited Financial Results for the Quarter and Year ended March 31, 2024

- 2 These Consolidated Audited Financial Results of Ceinsys Tech Limited (the "Company") for the quarter and year ended March 31, 2024 ("the statement") were reviewed by Audit Committee and approved by the Board of Directors at their meeting held on May 27, 2024.
- 3 During the quarter, pursuant to exercise of the options under, "Ceinsys Employee Stock Option Scheme, 2022 - Plan 1 & Ceinsys Employee Stock Option Scheme, 2022 - Plan 2 ("ESOS")", the Company has made allotment of 9,08,000 Equity Shares of the face value of Rs. 10/- each, which has resulted into increase of paid up Equity Share Capital by Rs. 90.80 Lakhs and Securities Premium by Rs. 1259.40 Lakhs
- 4 During the year ended March 31, 2023, the Company granted 166,188 stock options to the employees of its Wholly Owned Subsidiary (WOS) under the Ceinsys Employee Stock Option scheme 2022- plan 1. The Board of Directors of the Company in its meeting held on March 30, 2024, decided to recover the ESOP cost towards those options, which were exercised on February 09, 2024, from such WOS, accordingly during the quarter the ESOP cost of Rs. 230.50 Lakhs (including Rs. 181.88 Lakhs for Previous Year) has been charged to the Subsidiary and adjusted with the Employee Benefits Expenses for the quarter and year ended March 31, 2024.
- 5 The figures for the corresponding previous periods / year have been regrouped/rearranged wherever necessary, to make them comparable. The figures for the quarter ended March 31, 2024 and March 31, 2023 are the balancing figures between the audited figures of the full financial year and the published year to date figures upto the third quarter of the respective financial year.
- 6 The Board of Director of the Company at its meeting held on 7th November, 2023, has approved the Scheme of Amalgamation between the Company and Allygrow Technologies Private Limited ("ATPL" or "Transferor Company"), a wholly owned subsidiary of the Company, and their respective shareholders and Creditors ("Scheme") under sections 230 to 232 and other applicable provisions of the Companies Act, 2013. The Appointed Date for the Scheme is 1st April, 2024. The Scheme is subject to necessary statutory / regulatory approvals under applicable laws including approval of the National Company Law Tribunal.
- 7 The Board of Directors has recommended dividend of Rs. 2.5/- per fully paid up equity share of Rs. 10/- each for the financial year ended March 31, 2024. This payment of dividend is subject to approval of members of the company at ensuring Annual General Meeting of the company

For and on behalf of Board of directors**Ceinsys Tech Limited**

Mr. Prashant Kamat
Whole Time Director, Vice Chairman and CEO
DIN: 07212749

Place : Mumbai
Date : May 27, 2024

**Corporate Office:**

1601, Lodha Supremus, Senapati
Bapat Marg, Lower Parel West,
Mumbai-400013,
Maharashtra, India
EPABX: +91 22 49472200


Registered Office:

10/5, IT Park, Opp. VNIT, Nagpur-440022,
Maharashtra, India
CIN: L72300MH1998PLC114790
info@ceinsys.com | Fax: +91 712 2249605
EPABX: +91 712 2249033/358/930

Consolidated Audited Balance Sheet as at March 31, 2024		
(Rs. In Lakhs)		
Particulars	As at March 31, 2024	As at March 31, 2023
ASSETS		
(1) Non-Current Assets		
(a) Property, Plant and Equipment	2,379.52	1,990.37
(b) Goodwill on Consolidation	1,996.18	1,996.18
(c) Other Intangible Assets	10.47	21.57
(d) Financial Assets		
(i) Investments	2,671.71	2,644.84
(ii) Trade Receivables	307.07	211.17
(iii) Other Financial Assets	216.95	347.75
(e) Non-Current Tax Assets (Net)	852.60	630.81
(f) Deferred Tax Asset (Net)	1,068.19	866.36
(g) Other Non-Current Assets	199.25	210.48
Total Non-Current Assets	9,701.94	8,919.53
(2) Current Assets		
(a) Inventories	63.72	436.41
(b) Financial Assets		
(i) Investments	1,697.97	-
(ii) Trade Receivables		
(a) Billed	9,931.21	9,276.46
(b) Unbilled	6,730.82	6,669.13
(iii) Cash and Cash Equivalents	1,108.40	3,243.07
(iv) Bank Balance Other Than (iii) Above	1,804.81	1,061.32
(v) Loans	0.74	1.75
(vi) Other Financial Assets	330.26	245.03
(c) Current Tax Assets (Net)	571.20	475.02
(d) Other Current Assets	649.40	648.46
Total Current Assets	22,888.53	22,056.65
Assets held-for-sale	17.44	312.72
TOTAL ASSETS	32,607.91	31,288.90
EQUITY AND LIABILITIES		
Equity		
(a) Equity Share Capital	1,633.94	1,543.14
(b) Other Equity	21,774.80	18,287.07
Total Equity	23,408.74	19,830.21
Liabilities		
(1) Non-Current Liabilities		
(a) Financial Liabilities		
(i) Borrowings	78.48	89.56
(ia) Lease liabilities	243.37	135.70
(b) Provision	94.83	85.13
Total Non-Current Liabilities	416.68	310.39
(2) Current Liabilities		
(a) Financial Liabilities		
(i) Borrowings	386.11	5,378.57
(ia) Lease liabilities	200.32	83.38
(ii) Trade Payables		
(A) Total outstanding dues of Micro Enterprises and Small Enterprises;	673.75	91.82
(B) Total outstanding dues of Creditors other than Micro Enterprises and Small Enterprises	4,375.83	3,230.15
(iii) Other Financial Liabilities	1,160.39	718.63
(b) Other Current Liabilities	1,675.89	1,361.97
(c) Provisions	291.95	257.87
(d) Current Tax Liabilities (Net)	18.25	25.91
Total Current Liabilities	8,782.49	11,148.30
Total Liabilities	9,199.17	11,458.69
TOTAL EQUITY AND LIABILITIES	32,607.91	31,288.90

Corporate Office:
1601, Lodha Supremus, Senapati Bapat Marg, Lower Parel West, Mumbai-400013, Maharashtra, India
EPABX: +91 22 49472200


Registered Office:
10/5, IT Park, Opp. VNIT, Nagpur-440022, Maharashtra, India
CIN: L72300MH1998PLC114790
info@ceinsys.com | Fax: +91 712 224966
EPABX: +91 712 2249033/358/930



Consolidated Statement of Audited Cash Flows for the year ended March 31, 2024		
	(Rs. In Lakhs)	
Particulars	Year Ended March 31, 2024	Year Ended March 31, 2023
Cash Flows from Operating Activities		
Profit Before Tax	4,965.61	2,890.84
Adjustments For		
Foreign Exchange difference on translation	43.76	136.85
Depreciation and Amortisation Expense	516.33	449.76
Bad debts Written off	705.42	279.52
Employee Share Based Payment Expense	265.67	993.72
Interest Income from Financial Assets	(256.96)	(83.36)
Provision for doubtful Financial Assets / Expected Credit Loss	559.92	73.93
Finance Costs	470.86	844.40
Share of profits of joint venture	(1,182.48)	(773.26)
Loss / (Profit) on Sale / Discard of Property, Plant and Equipment (net)	7.00	(7.42)
Operating Profit Before Working Capital Changes	6,095.13	4,804.98
Adjustments For		
(Increase)/Decrease in Trade and Other Receivable	(2,224.56)	(1,009.80)
Increase / (Decrease) in Trade and Other Payable	2,702.86	(859.43)
Decrease / (Increase) in Inventories	372.69	(340.82)
(Increase) / Decrease in Unbilled Trade Receivable	(61.69)	2,984.69
Cash Generated from Operations	6,884.43	5,579.62
Income Taxes paid	(1,980.76)	(881.84)
A. Net cash inflow from Operating Activities	4,903.67	4,697.78
Cash Flows from Investing Activities		
Purchase of Property, Plant and Equipment and Intangible Asset	(505.10)	(269.94)
Proceeds from sale of property, plant and equipment and asset held for sale	344.26	80.31
Purchase of Investment	(1,918.08)	-
Sale of Investment	220.11	-
Dividend received from Joint Venture	1,157.52	-
Payment to Non controlling interest	-	(1,179.20)
Interest Received	200.50	87.70
Fixed Deposit Placed more than three months	(15.62)	429.95
B. Net cash Used In Investing Activities	(516.41)	(851.18)
Cash flows from Financing Activities		
Proceeds from issue of Shares	90.80	-
Proceeds from Non Current Borrowings	-	130.00
Repayment of Non Current Borrowings	(40.14)	(88.88)
Lease Payment	(249.16)	(110.57)
Movement of Current Borrowings (Net)	(4,963.78)	(612.02)
Finance Costs	(495.07)	(910.38)
Dividends paid to Company's Shareholders	(308.63)	(347.21)
Margin Money (Net)	(555.95)	(64.86)
C. Net cash Used In Financing Activities	(6,521.93)	(2,003.92)
Net Increase in Cash and Cash Equivalents (A+ B+C)	(2,134.67)	1,842.68
Cash and Cash Equivalents at the beginning of the Financial year	3,243.07	1,400.39
Cash and Cash Equivalents at end of the Financial Year	1,108.40	3,243.07

Corporate Office:
1601, Lodha Supremus, Senapati
Bapat Marg, Lower Parel West,
Mumbai-400013,
Maharashtra, India
EPABX: +91 22 49472200

Registered Office:
10/5, IT Park, Opp. VNIT, Nagpur-44
Maharashtra, India
CIN: L72300MH1998PLC11479
info@ceinsys.com | Fax: +91 712
EPABX: +91 712 2249033/358/





Date: May 27, 2024

**To,
The Department of Corporate Services,
BSE Limited,
25th Floor, P.J. Towers,
Dalal Street, Mumbai - 400001**

Sub: Declaration pursuant to Regulation 33(3)(d) of SEBI (Listing Obligations Disclosures Requirements) Regulations, 2015, in respect of the Audited Financial Results (Consolidated and Standalone)

Scrip Code: 538734

Dear Sir/Madam,

In terms of the second proviso to Regulation 33(3)(d) of the SEBI (Listing Obligations Disclosures Requirements) Regulations, 2015, we hereby declare that Statutory Auditors of the Company M/s Chaturvedi & Shah LLP, Chartered Accountants (FRN: 101720W/ W100355) have issued the Auditor's Report on the Annual Audited Financial Results (Standalone and Consolidated) of the Company for the financial year ended March 31, 2024 **with unmodified opinion.**

We request you to kindly take the above information on your record.


Thanking You.

Yours faithfully,

For Ceinsys Tech Limited

A handwritten signature in black ink that reads 'Prashant P. Kamat' with a horizontal line underneath.

**Mr. Prashant Kamat
Whole Time Director,
Vice Chairman & CEO
DIN: 07212749
Place: Mumbai**



Annexure-3

Particulars	Details
Name	CA Samir Sabharwal
Reason for change viz. appointment, Re-appointment, resignation, removal, death or otherwise	Appointment as Joint Chief Financial Officer
Date of appointment/ cessation (as applicable) & term of appointment	The Board of Directors in their meeting held today i.e. on May 27, 2025, based on the recommendation of the Nomination and Remuneration Committee and Audit Committee considered and approved the appointment of CA Samir Sabharwal as Joint Chief Financial Officer of the Company effective from May 27, 2024.
No. of shares held in the Company	NIL
Brief Profile	<p>Mr. Samir Sabharwal is a Chartered Accountant with more than 25 years of experience at leadership level in integrating financial, technology, and human capital investments.</p> <p>He's proficient in partnering with business and developing financial strategy of large and medium scale organizations, nurturing investor & Board relationship, achieving financial & operational efficiency, India & US GAAP, mergers & acquisitions, financial planning & analysis, optimised tax structuring and corporate governance.</p> <p>Previously, he's held key responsibility positions as Vice President of finance at Coforge and Chief Financial Officer at Prime Technology Group. He has also held leadership positions with CDK Global, Broadridge Financial Solutions - India and Canada, Skyworks Solutions, CSC etc.</p> <p>He's a passionate mentor, who enjoys developing highly energized and engaged teams. He's an avid participant and speaker at industry forums.</p>
Disclosure of relationship between Directors inter-se	Not Applicable