

**Date:** March 19, 2025

**To**  
**The Department of Corporate Services,**  
**BSE Limited,**  
**25th Floor, P.J. Towers,**  
**Dalal Street, Mumbai - 400001**

**Subject:** - Submission of Investor Presentation

**Reference:** Regulation 30 of Securities and Exchange Board of India (Listing Obligations & Disclosure Requirements) Regulations, 2015 ('Listing Regulations').

**Scrip Code:** 538734

**Dear Sir/Madam,**

Further to our letter dated March 13, 2025, and pursuant to regulation 30 of SEBI (Listing Obligations and Disclosure Requirements), Regulations, 2015, as amended, please find enclosed herewith Investor Presentation that will be made by the representatives of the Company at the 10<sup>th</sup> Annual Valorem Analyst Conference scheduled to be held tomorrow i.e. on Thursday, March 20, 2025.

This is for your information and record.

**Thanking You,**  
**For Ceinsys Tech Limited**

**Pooja Karande**  
**Company Secretary &**  
**Compliance Officer**  
**M. No. A54401**

**Place:** Nagpur

**Encl:** As above



# Investor Presentation

March 2025

# Snapshot



**26 Years +**  
of Proven Performance



**200+ Customers**  
50% business from Repeat Customers




**1,300+**  
Dedicated and technically qualified employees



**Pure-Play GIS and TS**  
Services Company



**Global Footprints:**  
Presence across US, Europe and India




**88 K+ Miles**  
Electrical Network Processed & analyzed

*GIS*



**31 K+ Miles**  
of Water Network Designed & Implemented

*GIS / ES*




**650 K Miles**  
High Resolution Image Data for Business Intelligence

*GIS*




**2.2 Mn Sq. Ft.**  
Infrastructure analyzed

*GIS*



**7 Mn + Hours**  
of Engineering Services Delivered

*ES*



**31<sup>st</sup> Dec 2024**  
Order book to be executed Rs. 1390 Cr.



**Awarded River Linking Project**  
of Rs. 381 Cr.

*GIS*

**Finance Budget 2025-26 Announcements for Geospatial Sector-**



**Jal Jeevan Mission**  
Extended till 2028 to achieve 100% coverage



Modernization of land records, Urban Planning Design of infrastructure

National Geospatial mission to be started using PM GatiShakti And many more initiatives with high funds allocation

*GIS : Geospatial Services*

*TS : Technology Solutions*

*ES : Engineering Services*

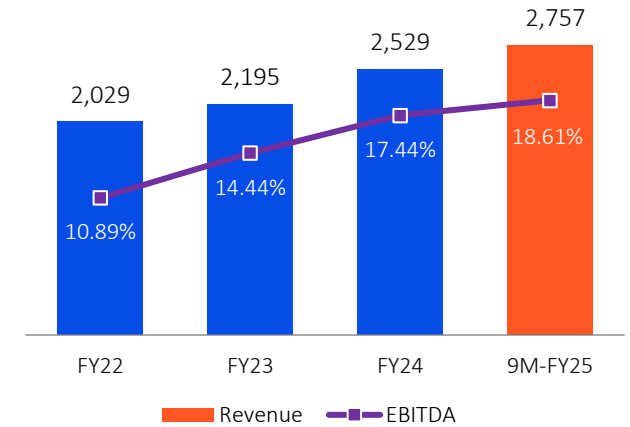


# Company Overview

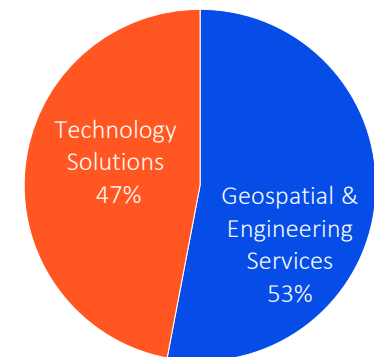
# Company Overview

- Founded in 1998 by the Meghe group, Ceinsys has over the years focused on offering technology solutions across various domains and established itself as a premier Geospatial & Engineering solution provider in the ITES space.
- The Geospatial engineering services and Enterprise solutions offerings encompass various aspects of geospatial intelligence, including Data Creation, Data Analytics, Decision Support Systems (DSS), Enterprise Web Solutions, and Dashboards.
- Looking at the opportunity of convergence of GIS and autonomous driving technologies in the mobility industry, Ceinsys took a strategic decision to foray into the mobility services space via its acquisition of a specialized engineering service provider - AllyGrow Technologies in FY22 which has a good international presence.
- AllyGrow’s “Manufacturing Solutions” span the entire product development process – covering both the product engineering activities and industrial automation solutions for various verticals such as two / three-wheelers, passenger cars, commercial vehicles, and off-highway equipment.
- The company boasts a marquee list of customers ranging from large corporates, OEMs, asset management companies and government bodies in the Geospatial and Manufacturing sectors, globally.
- Ceinsys Tech Limited now is a technology-driven organization that specializes in offering Geospatial, Enterprise and Engineering solutions by providing independent opinions, actionable insights, and efficient solutions to customers across private and government enterprises across the utility, infrastructure, natural resources, and Manufacturing sectors.
- It has a global presence with offices in India, the United States, United Kingdom and Germany.
- The company’s market-leading solutions empower customers to achieve their goals, overcome challenges and drive success in their respective industries, by providing them tools, technologies, and expertise they need to excel and stay ahead of their competition.
- The company is also into software product development, Artificial Intelligence (AI), Machine Learning (ML) and Embedded Electronics space through a new vertical formation which focuses on product development activities related to Metaverse, Ed-Tech, Gaming and Mobility.

**Business Performance \***  
Operational Revenue (INR Mn) and EBITDA Margins (%)



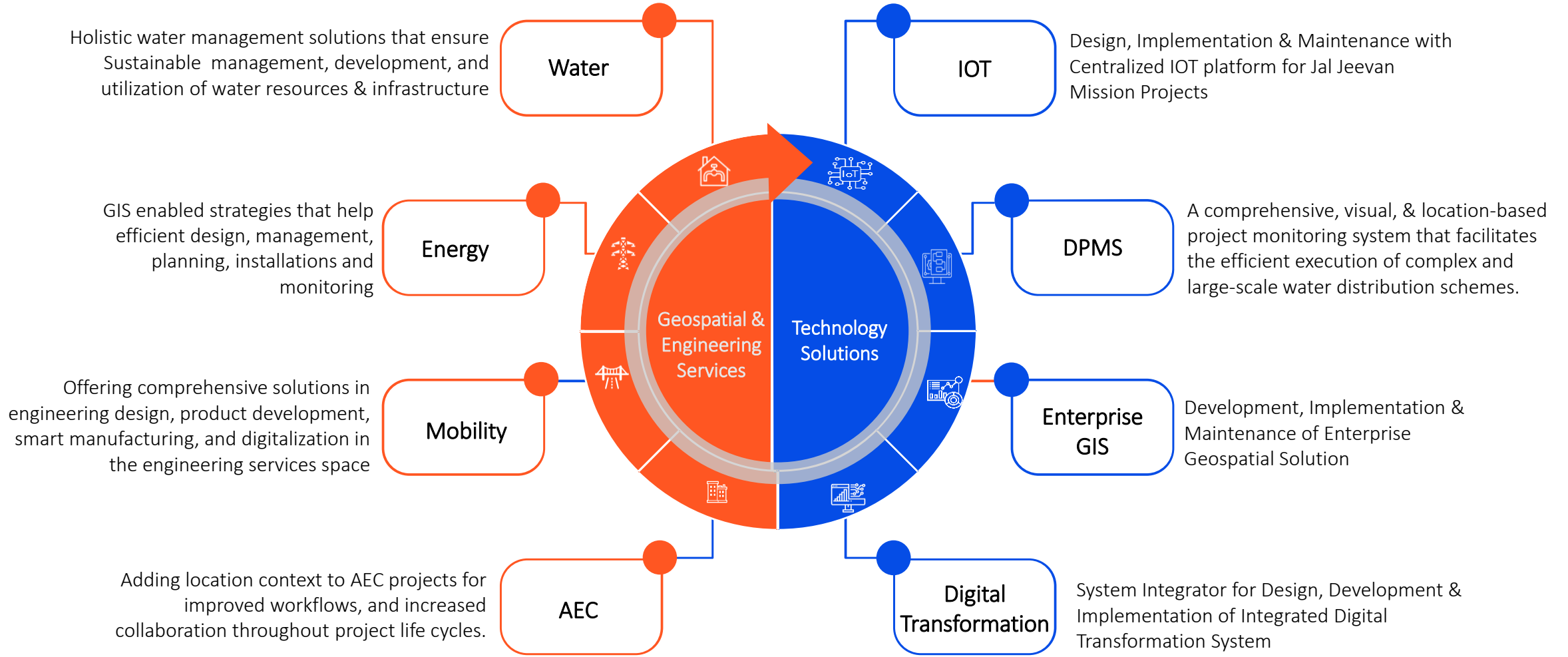
**9M-FY25 Revenue Break Up (%)**



\* This business performance will differ from Consolidated Numbers due to intercompany transaction adjustments



# Segments Covered





# Board of Directors



## Mr. Sagar Meghe- Non-Executive Director and Chairman

Mr. Meghe is a philanthropist and a visionary leader with exceptional foresight for bringing about intellectual awakening and transformation in the socio-economic fields. Today, Meghe Group owns several businesses and has experience in Banking, Infrastructure, IT, Manufacturing, Power, and Agriculture sectors. He forayed into the IT industry and founded Ceinsys Tech Ltd - a pioneer in offering technology solutions for various domains and contributing immensely to different sectors of the Indian economy.



## Mr. Prashant Kamat - WTD, Vice Chairman and CEO

Mr. Kamat is the Whole Time Director, Vice Chairman, and Chief Executive Officer at Ceinsys Tech. He was previously the Chief Executive Officer at AllyGrow. As a techno-commercial professional, Prashant has a progressive career of over 28 years which is characterized by significant accomplishments and increasing responsibilities. He has a proven track record in operations, finance, strategic marketing, business expansion, and new product development.



## Mr. Kaushik Khona - Managing Director, India Operations

Mr. Khona, is a Chartered Accountant, Company Secretary, Cost and Management Accountant with 35 years plus of experience in varied Industries including Aviation, Travel, Machinery manufacturing, Shipping, Renewable sectors etc, with an in-depth exposure in devising and implementing business strategies, Turn-around Management, Business Reengineering and Business operations, Finance & Accounts, Tax Management, Budgeting and MIS Systems implementation.



## Dr. Abhay Kimmatkar - Managing Director

Dr. Kimmatkar is a Director at Ceinsys Tech. He is an accomplished engineering professional with a MBA degree and holds a Doctorate in Management Research with rich experience in diverse technical, commercial. A transformational executive, having an impressive history of surpassing ambitious business goals and creating revolutionary growth strategies in the technology space



## CA Dhruv Subodh Kaji

Mr. Kaji is a Chartered Accountant with immense knowledge and experience base of over 35 years. He has held prominent positions like Finance Director, Member of Advisory Board, and Chairman / Member of various Board Committees and carries significant expertise in strategic planning, evaluating, and guiding business projects, across a variety of industries



## Dr. Satish Wate

Dr. Wate, a Master and Doctorate in Biochemistry from Nagpur University started his career as a Scientist and leveraged as a Director at CSIR-NEERI, Nagpur. Dr. Wate held an Additional charge of Director Central Leather Research Institute, Chennai. In his professional tenure. He was also appointed by the Home Ministry, RajbhashaPrabhag as the President of Nagar RajbhashaKaryanvayan Samiti for Nagpur City during 2010-2013.



## Mrs. Maya Swaminathan Sinha

Mrs.Sinha is an ex-IRS officer who took voluntary retirement from Govt in 2010. During her 28-year tenure with Govt of India, she served for 21 years with the Income Tax Department she served in various roles in Metro as well as non-Metro cities, but specialized in Investigation where she did long stints in Delhi and Mumbai. On deputation, she first served with the Khadi and Village Industries Commission (KVIC) as its commissioner.



## Mr. Kishore P. Dewani

Mr.Dewani is a senior Tax Advocate with 37+ years of experience in Direct Tax matters along with strong legal & Tax background. He has a Bachelor's Degree in Commerce from Nagpur University. He is a President of the ITAT Bar Association & Treasurer of the Income Tax Bar Association.



# Key Management Personnel



## Mr. Vishal Pawar - CEO & Director of AllyGrow (Subsidiary of Ceinsys)

Mr. Pawar, is the Chief Executive Officer & Director of AllyGrow Technologies & is responsible for providing business & technology leadership, market direction, and strategic vision to drive the company's performance. He was previously Deputy CEO, managing business operations, delivery, strategy, sales & marketing at AllyGrow, and driving the technology roadmap for the company's future. Prior to AllyGrow, he led the business development, marketing & strategy function for a leading engineering services company.



## Mr. Samir Sabharwal - CFO

Mr. Samir Sabharwal, CFO, has more than 25 years of leadership experience in integrating financial, technology, and human capital investments.. He's proficient in P&L & Cost Centre Ownership, Investor & Board Relationship, Financial & Operational Efficiency, India & US GAAP, Mergers & Acquisitions, Financial Strategy, Planning & Analysis, Optimised Tax structuring, Corporate Governance & Internal Controls, Compliance (SOX, ABAC, FCPA, etc.), Enterprise Risk Management, Global Stakeholder management, Commercial & Legal Considerations, Building Centre of Excellence – Transition to Transformation.



## Mr. Prakash Yadav - Senior Vice President, Energy

Mr. Yadav, Senior Vice President, Energy, is an experienced business and domain expert, specialized in creating business value through technology solutions for Utilities. He comes with more than 22 years of experience in T&D and Power Generation business, and has contributed to the success of business strategies and technology investments. His comprehensive understanding of the operations, regulations, policies, and technologies enables him to deliver enterprise-grade Geospatial and Engineering solutions.



## Mr. Rahul Joharapurkar – COO

Mr. Joharapurkar is an Instrumentation and Control Engineering graduate, he has over 30 years of experience in the ITES industry. He has been instrumental in the successful execution of large, complex, and high valued multi-stream projects for Ceinsys in multiple domains. His high technical skills and business acumen have been widely recognized and awarded the Award of Excellence for year 2015-16 and the Exceptional Technical Execution Navigation GIS data project for European countries for 2008-09.



## Dr. Manish Ingle – Vice President (Water)

Dr. Manish Ingle has accumulated over 24 years of professional experience. He holds a PhD in Commerce and Management along with a Bachelors degree in Electronics Engineering. He is a member of Institute of Engineers, India (IEI), IWA and IWWA. As a Water Business Unit Head at Ceinsys, he plays a significant role in business strategies, conceptualization of new projects on upcoming technologies and team building for water business unit. Throughout his career, he has managed multiple projects, showcasing his capability in handling complex tasks and leading initiatives within the industry.



## Mr. Tarun Bisht- Vice President

Mr. Bisht has over 10 years of work experience, he has spent more than 5 years at Ceinsys as Vice President (Business Development), where he heads the software sales business leading a team of 25 plus- growing to 50 employees. He collaborates closely with various OEMs like Autodesk, Bentley, Siemens, ESRI etc, leveraging his skills to drive growth and innovation. He is passionate about fostering strong business relationships and continuously seeks to expand his knowledge in the industry.





# Key Management Personnel



## **Mr. Kelly Yagi— President, Corporate Development**

Mr. Yagi is responsible for leading the company's growth strategy. He is based out of the San Francisco Bay Area office. Prior to joining Ceinsys Tech, Kelly was the CFO for Rahi Systems, a hyper growth company focused on the data center market. He led a successful sale of the business to Wesco International, a fortune 200 company. In addition, Kelly was previously the CFO for EMC's Enterprise Content Division, which he led a successful sale to OpenText. He brings a wealth of knowledge by virtue of his engagements with technology companies based in the Silicon Valley.



## **Mr. John Chwalibog— President, Geospatial**

With over 27 years of expertise in geospatial technologies, solutions, and services, John brings a wealth of experience in business development, strategic planning, and team building. He has held senior leadership roles with prominent geospatial firms, including Carl Zeiss, Trimble, FARO Technologies, and Matterport. In these roles, he played a pivotal role in driving multi-million-dollar growth, enhancing operational efficiency, and expanding market share. In 2017, John founded the technology start-up VTS to introduce innovative Reality Capture solutions to professionals in the Telecom, Utility, and AEC industries. A forward-thinking executive, John prioritizes adaptability and fosters a culture of continuous improvement. His keen understanding of customer needs has helped his organizations stay competitive in dynamic markets.



## **Mr. Vinay Jirgale - CTO (MEG-Nxt)**

With 25 years of experience in the Engineering Software domain, he brings a wealth of expertise across various facets of the industry. His core competencies include general management with a focus on strategic, financial, and operational aspects, as well as establishing Offshore operations and Global In-house Centre's (GIC) for OEMs, ISVs, and startups. He has a strong background in digital transformation, business process analysis and re-engineering. He had been instrumental in building new software products for leading product OEMs like Autodesk, Geometric software, PTC, MSC software and Neilsoft. He has extensive knowledge in Industrial IoT, Digital Thread and Digital Twin technologies, along with CAD/CAM/CAE/BIM/Visualization, GIS/Geospatial, Product Lifecycle Management (PLM), Machine vision, and AR/VR/XR and Industrial Metaverse areas.



## **Mr. Tamadasu Venkata Tanguturi - Vice President (Emerging Technologies)**

He is a post graduate engineer with 30 plus years of immense MNC experience in Automotive, Defense, Aero, Medical and Transportation domains. He built Captive R&D centres for various MNCs in India and provided thought leadership in Infotainment, ADAS systems, Defense, Aero & Medical electronics, Process aligned with ASPICE, functional safety engineering and Cybersecurity aspects. Handled large teams and delivered many successful solutions in multiple geographies including North America, Europe and APAC.



# Human Resources- A Key strength



**Average Age of Employees** – 34 years  
**Very Low Attrition-** 1% (year 2023-24)  
**Well Qualified team:** 82% Engrs,PhD.M.Tech.MS,18%- MBA,ITI-Diploma holder

## Continuous learning and development:

- 16,853 manhours of training in a year
- 183 Professional certifications and MDP for key members of Ceinsys

## Ethics and Values:

- Believe in power of collaboration
- Respect diverse perspectives
- Non- negotiated Integrity

## We encourage unconventional thinking

Because we are passionate about building strong connections that fuel our shared success



## Recognition of Performance of employees by:

- Issue of ESOPs to Employees
- Performance Linked Incentives paid year on year- in addition to fixed compensation



**Training efficiency Index: 100%**  
**Employee Satisfaction score- 3.9/5**

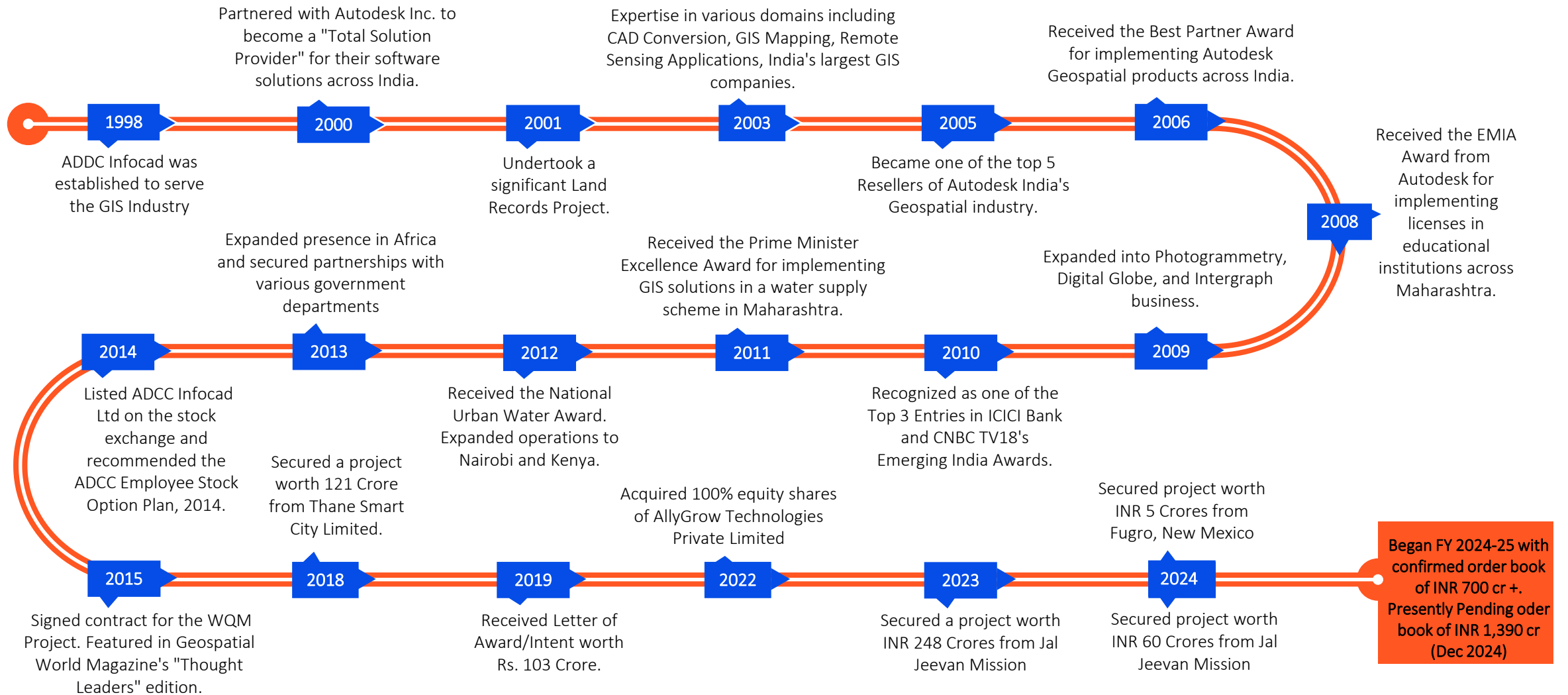


## We commit to client partnership

Because we know our creativity and ingenuity can help us translate ambitions into reality

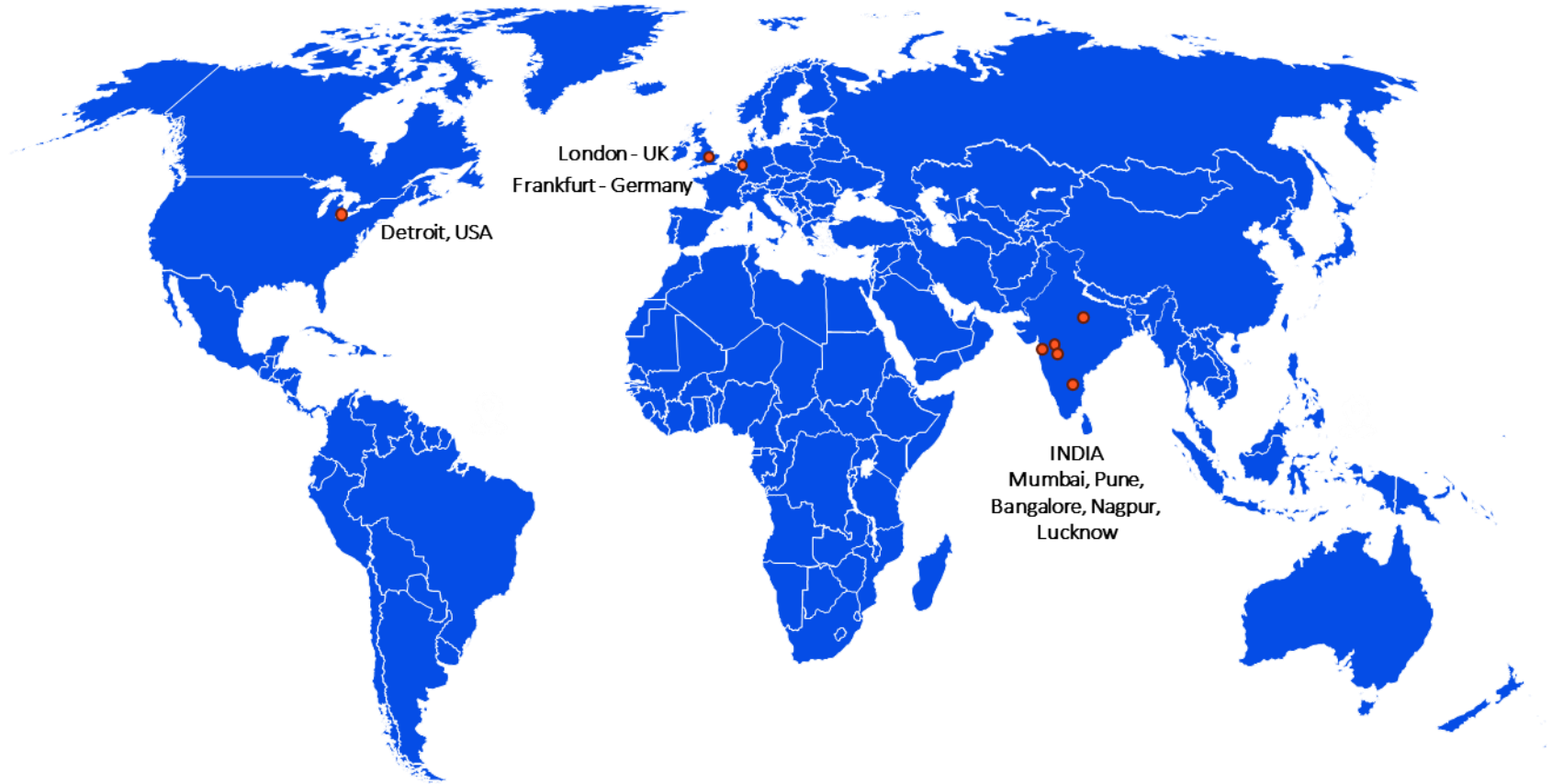


# Key Milestones



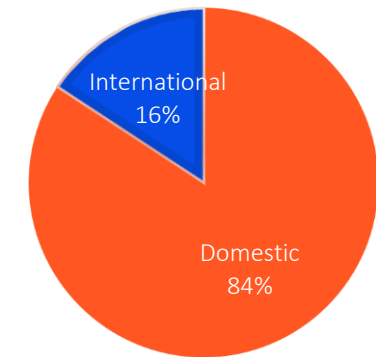
# Geographical Presence

● Global Locations

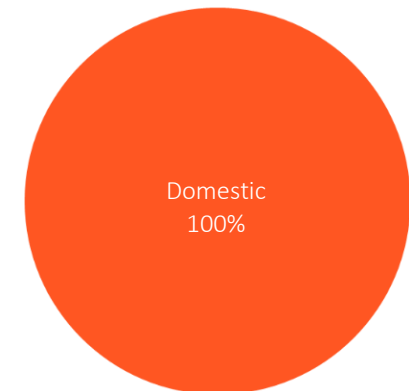


## Revenue Split - 9M-FY25

### Geospatial & Engineering Services



### Technology Solutions

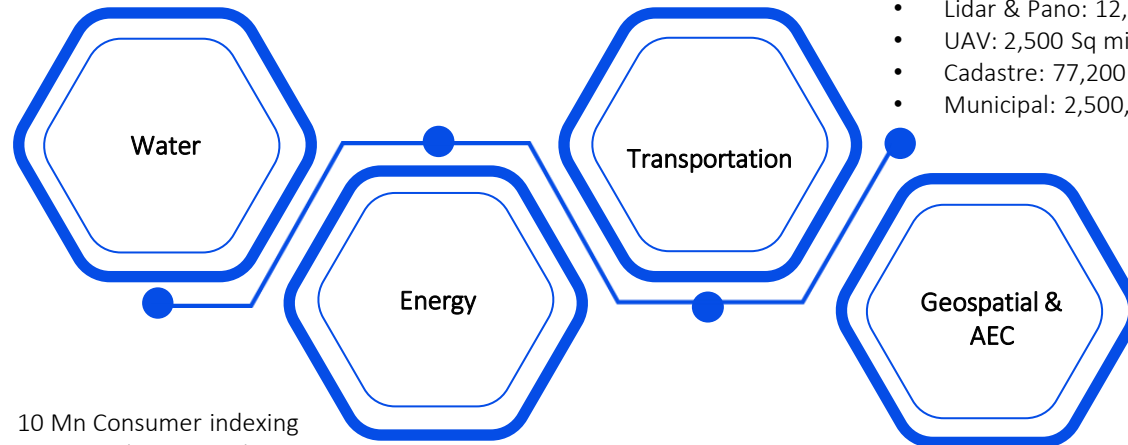


# Credentials

## Geospatial & Engineering Services

- 30+ Mn Population Impacted across 5118 Villages & 279 Towns
- 35+ Treatment Plants & 375+ Reservoirs Serviced
- Water Network: 31,024 Miles
- Area Serviced 1,190 Sq. Miles

- Road Assets: 25,000 Miles
- Distress: 150,000 Miles
- Navigation Mapping - 1,864k+ Miles.
  - 650,000 Sq miles Hi-Res Imagery
  - Lidar & Pano: 12,500 Miles
  - UAV: 2,500 Sq miles
  - Cadastre: 77,200 Sq Miles
  - Municipal: 2,500,000 Properties



- 10 Mn Consumer indexing
- 87,700 Miles Network Mapping
- Managed Data services for 587+ Towns
- Enterprise GIS implementation for 3 states
- Infrastructure development 30+ substations
- SCADA implementation for India's biggest transmission Utility

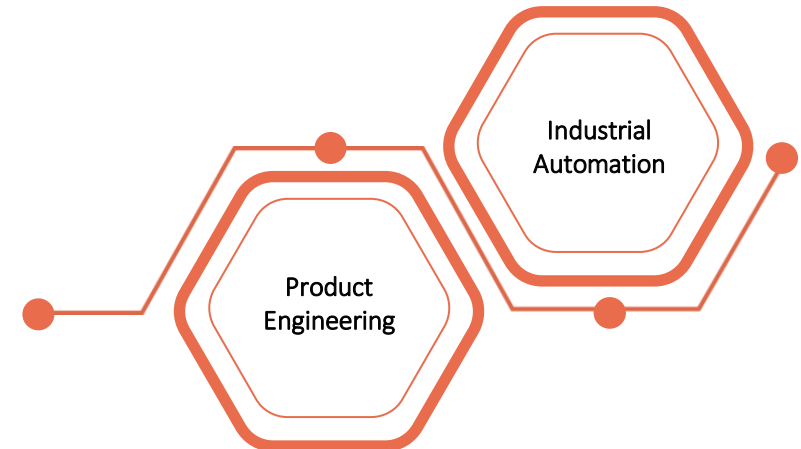
- Point Cloud: 20 Mn
- Scan to Model: 3,230k+ Sq Ft
- Enterprise GIS
- Digital Project Mgmt System
- Decision Support Systems

### Segments



## Technology Solutions

- 4 Mn+ Engineering Project Hours In Automation and Industry 4.0 solutions



- 3 Mn+ Engineering Project Hours In Product design, development & Validation

### Segments



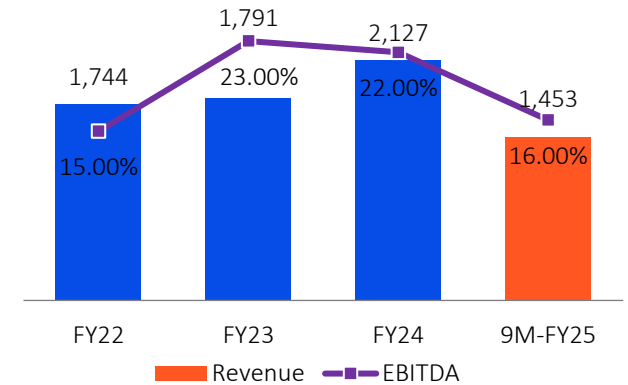
# Geospatial & Engineering Services



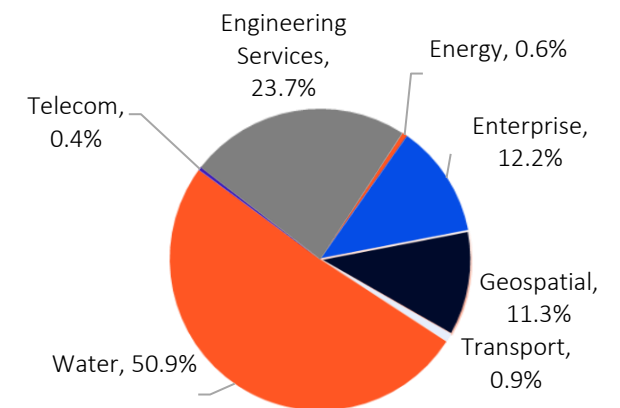
# Geospatial & Engineering Services Overview

- Ceinsys Tech Limited (Ceinsys) has amassed extensive expertise over the past 25 years in managing conventional GIS solutions, catering to a diverse range of government and private entities worldwide.
- Geographic information, coupled with geospatial data, has evolved into a critical component for comprehending, tracking, and evaluating real-world dynamics.
- Ceinsys caters to industries like, Water, Energy, Transportation, Oil & Gas, Telecom, Land & Natural Resources.
- It specializes in delivering customized geospatial solutions, enabling clients to leverage spatial data effectively for informed decision-making and efficient operations.
- Its engineering expertise encompasses consulting services across all project phases, ensuring seamless execution through management, project oversight, and third-party inspection services.
- The company leverages cutting-edge technologies like LiDAR, UAV data capture, laser scanning, and photogrammetry to deliver high-definition mapping, navigation support, and precise spatial data.
- The company stays ahead of the curve by investing in new-age technologies such as digital twin engineering.

**Business Performance**  
Operational Revenue (INR Mn ) And EBITDA Margins (%)



**9M-FY25 Geospatial Services Segmental Mix**



# Geospatial & Enterprise Solutions



## GIS



Leveraging high-resolution satellite imagery, LiDAR, and drones, Ceinsys provides precise data acquisition and processing, alongside photogrammetry and navigation solutions.



## IMAGERY ANALYTICS



From feasibility modelling to predictive analytics and risk estimation, Ceinsys analytics drive informed decision-making, complemented by change management and impact analytics expertise.



## ENGINEERING DESIGN



Offering context reality and modelling services, integrating spatial data into engineering workflows for enhanced project outcomes



## ENTERPRISE SOLUTIONS



Offering digital integration and project management solutions optimize collaboration and data exchange, empowering businesses with seamless geospatial integration.

## Services Offerings

- Data analysis-UAV/LiDAR/HRSI
- Advanced point cloud classification
- Reality Data Modelling
- Ortho Image/ DSM/ DTM
- 3D point cloud data Visualization
- 2D & 3D Feature extraction

- Imagery based web analytics
- Remote sensing & GIS solutions
- Change detection using temporal imageries
- Automated feature extraction by using various image processing algorithms, AI and ML

- As-Built Drawings
- Base Map Creation
- L-Section & Cross Section creation
- Quantity Take Off
- Design & Planning
- 3D Model, Elevation & Sections
- Digital Project Management System
- Common Data Environment

- Application Design, Development & Management
- Intelligent Decision Support Systems
- Geoportals & Dashboards
- Cutting Edge Technology Implementations: Big Data, IoT, AI/ML
- Mobile Application (Android & iOS)



# Utility Solutions



## Water



Holistic water management solutions that ensure Sustainable management, development, and utilization of water resources & infrastructure, and waste water treatment.



## Energy



Offering reliable GIS-based energy solutions to strengthen operations, improve equipment performance, and better manage assets.



## Telecom



Enabling clients to re-invent their telecom networks and build mission-critical communications environments through efficient telecom network planning, deployment, and maintenance.



## Architecture, Engineering & Construction (AEC)



Providing advanced AEC & BIM solutions that help to set up a clear communication by integrating BIM and GIS offering a holistic view of a project, which can then be efficiently managed.

### Services Offerings

- Technical and Project Management Consultancy
- 3D modelling of water infrastructure
- IoT & GIS for smart asset strategies
- Equitable Water Distribution
- Unified solution for water consultancy: DSS
- Centralized Monitoring & Control

- GIS based Network Analysis
- Automated Fault Analysis System
- Asset Health Monitoring System
- Customized Web Applications on ESRI, GE SmallWorld, & Opensource
- Transmission & Distribution Assets Management Automation Solution

- Road furniture assets mapping along the road
- Single line diagrams for network design & planning
- As-built diagrams
- GIS maps for location intelligence
- BoQ preparation
- WebGIS solutions for mapped network

- As-Built drawing
- Reality Data Modelling
- Scan to BIM
- 3D Modeling & Simulation
- Digital Project Management-4D/5D
- Road Asset Data Management



# Featured Offerings for Smart Cities

## Smart Connectivity

### Transport

- Traffic Planning
- DPR
- Road Asset Management
- DigitalTwin



### Telecom

- 5G Network Modeling
- Integrated 3D Models
- Digital Twin
- Utility Dashboards

## Urban Planning

- City Development Plan
- BIM
- DigitalTwin
- Master Plan



## Energy Management

- Network Planning
- 3D Line Maps
- ODI
- IoT
- Street furniture & Vegetation Management



## Water Management

- Water Infrastructure Management
- Non-Revenue Water Management
- Water Quality Management
- IoT



## E-Governance

- Cadastral Data management-Parcel Modernization
- Fleet Management
- Municipal/City GIS
- Natural Resources Management



## Disaster Management

- Emergency Planning
- Emergency Response
- Recovery Support
- Hazard Mitigation Planning



GIS & Engineering Surveys | Data acquisition, Modelling & Simulation | Base Maps | Scan to Model | Image Interpretation and classification

Structural design & Strategic Planning | As-Built Mapping | Corridor Design & Network Modelling & Mapping | Asset Management | Vehicle Tracking System | Decision Support System

Network Modeling | Road Asset Management | Pavement, corridor & Bridge Management | Asset monetization

Comprehensive Development Plan

D/O MS implementation | DR & Roll-up | Operational Data Infrastructure | Grid Automation

Hydraulic Modelling | PMC | Water Audit

Data model & development | E-integration | Change Detection | Enterprise Security | DC-DR | Geoportal

Risk Analytics | Change Management | ImpactAnalytics

Digital Project Management System | SCADA | IoT Based Command Control Center | Capacity Planning | Facility Management System

Customized web-based Enterprise Solutions

Partners



Platforms



Technology Stack






# Featured Offering: AI/ML Platform \*

## The Process



Scanning

Data capture through various scanning devices



Pre-Processing

Registration and Cleaning of Point Cloud Data



Automatic Feature  
Extraction

Automatic Segmentation using AI/ML Methods



Digital Model  
Construction

Development of BIM/GIS/CAD/VR models

## Targeted Industry Segments



Telecom



ACE/BIM



AEC-MEP



Medical



Gaming



Other Industrial

Note – All Images are representative

\* Platform Under Development



# Equipment & Technology Used

## Via Tech Lidar Technology

Digital Video Recorder  
Asset & Pavement View Cameras



Global Positioning System



3D Road Geometry Maps



Front Laser Mounting Beam along with Side Projection lasers

- Enables full Traverse Profiles

ViaPPS : POS LV from Applanix




ViaPhoto360 specifications





# List of Marquee Clients

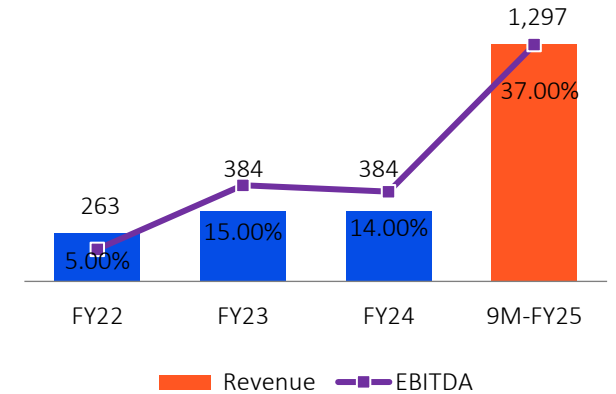


# Technology Solutions

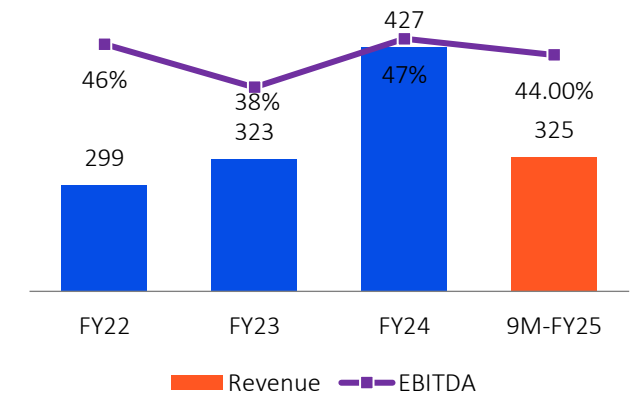
# Technology Solutions Overview

- Looking at the opportunity of convergence of GIS and autonomous driving technologies in the mobility industry, Ceinsys took a strategic decision to foray into the mobility services space via its acquisition of a specialized engineering service provider - AllyGrow Technologies in FY22 which has international presence across US, Europe and UK
- The acquisition provided Ceinsys with an entry into the mobility services space and an international presence. Since then, organisational-level integration activities were carried out to maximize the synergy between the organisations.
- Technology solutions span the entire product development process, including Technology engineering for various verticals such as two / three-wheelers, passenger cars, commercial vehicles, and off-highway equipment.
- The company offers a comprehensive range of services, encompassing product engineering design and validation, industrial automation solutions, and the integration of advanced technologies.
- The company's expertise in product engineering includes concept generation, feasibility studies, packaging and integration support, as well as detail engineering, virtual validation, and engineering change management.
- It also provides consulting services for plant design and optimization, tool design and simulation, as well as robotics automation and integration solutions, enabling clients to streamline their Technology processes and improve operational efficiencies.
- The company leverages Industry 4.0 concepts, such as the Internet of Things (IoT) and Industrial Internet of Things (IIoT), to develop intelligent and connected systems. Additionally, Ceinsys utilizes artificial intelligence (AI) and machine learning (ML) techniques to create advanced computer vision applications, enabling paperless factory environments and smart Technology capabilities.
- In 2018, Grammer AG, of Germany, specializing in automotive interiors and commercial vehicle seats, teamed up with AllyGrow, to form a joint venture in India (70% Ally Grow, 30% Grammer). The JV is functioning as an extension of Grammer AG's R&D Centre and providing high end engineering services to Grammer global locations.

**Business Performance**  
(Technology Solutions – without the JV)  
Operational Revenue (INR Mn) and EBITDA Margins (%)



**Business Performance (For the Joint Venture) \***  
Operational Revenue (INR Mn) and EBITDA Margins (%)



\* This JV business performance is not reflected in the company's consolidated numbers



# Technology Services Portfolio



## PRODUCT ENGINEERING

- Interiors
- Exteriors
- Seatings
- Body Systems
- Vehicle Integration



## INDUSTRIAL AUTOMATION

- BIW Tool Design
- Powertrain Tool Design
- TCF (Trim Chassis Final)
- Assembly Automation
- Heavy Engineering



## PROCESS COMPETENCE

- ODC Set Up
- Dedicated Teams
- Joint Ventures
- BoT Model
- Client Centre Set Up

Credentials

Over 3.0 million engineering hours of projects delivered for clients globally

Over 4.0 million engineering hours of projects delivered for majority of Line Builders, few OEMs

Multiple Strategic Engagements / ODCs in form of extension Client R&D centres

Segments



*\*Note – All Images are representative*



# Product Engineering


## DOMAINS



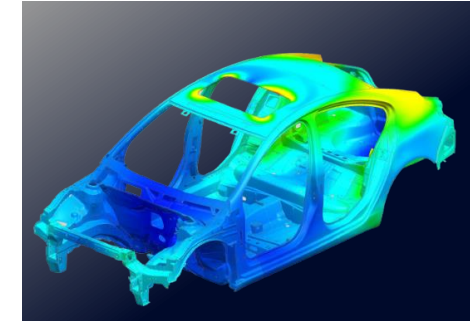
Interiors



Seatings



Body Systems



Virtual Validation

## Services Rendered

- Benchmarking, Style Definitions, Sketching, Rendering
- Concept Definitions, Engineering Feasibility Checks, A Surface Development, Ergonomic Checks
- A Surface Check, Packaging Studies, DMU, Master and feasibility section creation, RPS Check, Fit Function Requirement Check

- Engineering Design (DFM, DFA, DFS checks), GD&T Plan, Virtual Validation, Engineering Proto Release
- Design Modifications, CAD Modelling, Re-Validation, Tooling Release
- Pre-Series Manufacturing, Pre-Production Support

*\*Note – All Images are representative*






# Industrial Automation

## Domains



Plant Layout



Robotics Automation



Tooling Development

## Services rendered

- Simultaneous Engineering / Processing
- Processing & Cycle Time Studies
- Tool Design

- Discrete Event Simulation
- Robotic Simulation
- Ergonomic Simulation

- Process Validation, Layout Validation
- Layout Design
- Virtual Assembly Process planning and Product Audit





# Embedded Solutions

## DOMAINS

Infotainment



ADAS



Automotive Cybersecurity



Electric Vehicles



## SERVICES RENDERED







- Embedded Hardware and Software
- Vehicle E/E Architecture
- Modeling and Simulation
- System Integration, System Testing
- White Box Testing
- IoT Enablement

- XIL Testing(SIL, MIL, PIL, HIL)
- Validation and Verification
- Legacy Migrations
- ASPICE implementation & Certification Support
- ISO26262-Functional safety engineering
- Sustenance Support

- POC development & DV,PV & SOP support
- Tools development
- AUTOSAR (Classic/Adaptive) based migrations
- System Engineering
- HMI/GUI development
- Cybersecurity-Penetration Testing



# Featured Offerings – End to End Product Development Solutions

<p>Vehicle Interiors</p> <p>Seating Systems</p> <p>Body in White</p> <p>Vehicle Exteriors</p> <p>EES Systems</p> 	<p>Cabin Interiors</p> <p>Cabin Exteriors</p> <p>Vehicle Frame and Components</p> <p>EES Systems</p> 	<p>Cab and Operator Environment</p> <p>Structures &amp; Attachments</p> <p>Hydraulic &amp; Pneumatics</p> <p>EES Systems</p> 	<p>Interior Systems</p> <p>Auxiliary Units</p> <p>Floor Systems</p> <p>Accessories</p> 	<p>Vehicle Frame</p> <p>Vehicle Aggregates</p> <p>EES Systems</p> 	<p>Seating Systems</p> 
--	--	--	--	---	--

*Benchmarking, Style Definitions, Sketching, Rendering, Document Regulatory Requirements*

*Concept Definitions, Engineering Feasibility Checks, A Surface Development, Ergonomic Checks*

*A Surface Check, Packaging Studies, DMU, Master and feasibility section creation, RPS Check, Fit Function Requirement Check*

*Engineering Design (DFM, DFA, DFS checks), GD&T Plan, Virtual Validation, Engineering Proto Release*

*Design Modifications, CAD Modelling, Re-Validation, Tooling Release*

*Pre-Series Manufacturing, Pre-Production Support*

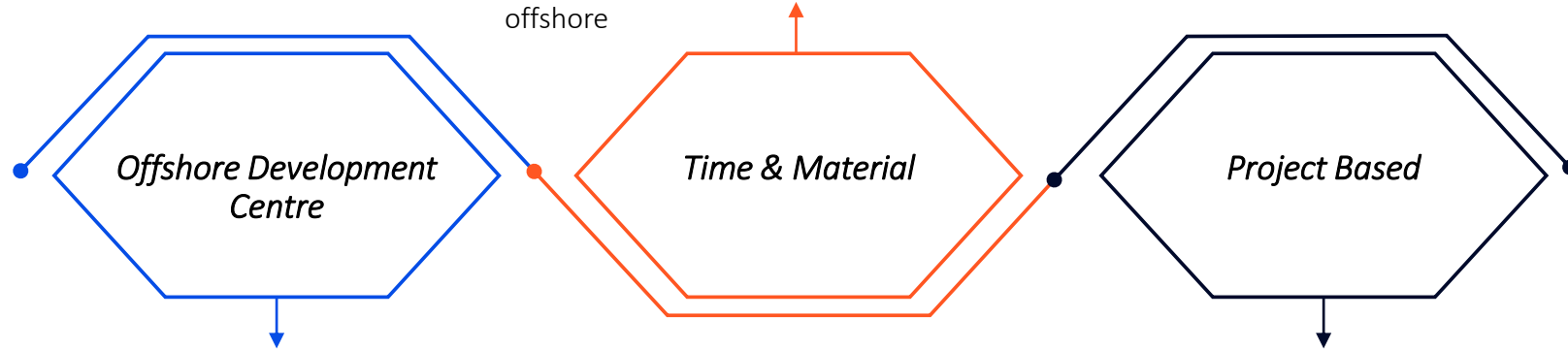
*Plant Layout, Processing and Cycle Time Studies, Process Validation*

*Assembly Line Design and Simulation, Detailing, BoM, Build and Installation Support*



# Engagement Models Offered

- Dedicated core team is setup specifically for the client
- Based on peak loads – resources can be added (resource flexibility)
- Execution can be hybrid (onsite-offshore) or pure offshore



- LCC based dedicated development center
- Ceinsys assumes complete ownership & manages the deliveries
- Incremental flexibility and value add is managed by Ceinsys

- Engagement for a specific program / short term requirement
- Fixed scope / fixed pricing



\*Note – All Images are representative



# Strategic Overview

# Future Growth Strategy



## GIS Vertical growth opportunities: ▼

- Commitment to GeoAI, Spatial Analytics, Digital Twins, and AR/VR. These technologies drive automation, resource monitoring, and informed decision-making, ensuring future readiness
- The company is leveraging on India's projected geospatial market growth which is expected to grow at CAGR of 13.5% by 2025
- Utilize trends like Digital Water Management, Wastewater Processing, Advanced Filtration, Water-saving Technology, and Desalination to enhance accessibility, sustainability, and economic viability.
- Growth in this segment will be driven by the growth opportunities in the areas of grid modernization, transmission capacity, Intelligent Asset, Management (IAM), and the integration of smart & microgrids.



## Technology Vertical growth opportunities: ▼

- Rapid expansion in EV ecosystem to support Technology business growth
- Company is all set to seize opportunities in the growing EV mobility market, with global ER&D spending in the automotive sector accounting for USD 125-160 billion which is growing at a CAGR of 10.6%.



## Key Acquisitions to support future growth: ▼

- Acquisition of Ally Grow Technologies facilitates entry into the mobility services sector, capitalizing on the convergence of GIS and autonomous driving technologies
- Acquired Assets of VTS which was engaged in Geospatial services in Telecom sector in USA
- Establishment of a new vertical MEG-Next which focuses on innovative product development activities related to Metaverse, Ed-Tech, Gaming and Mobility.
- Further acquisitions being planned in the Geospatial, Technology and Technology domains.



## Government Initiatives: ▼

- The company is focused on capitalizing on substantial funding opportunities provided by government initiatives such as Jal Jeevan Mission which has been given further impetus in the recently announced Finance Budget where it is extended till 2028 with intention to achieve 100% coverage
- National Geospatial Mission to be started to develop foundational geospatial infrastructure and data.
- Mission to facilitate modernisation of land records, urban planning and design of infrastructure projects
- Focused on tapping the growth avenues in smart water management and renewable energy sectors, as India's aims to add over 340 GW of renewable capacity by 2030.



# Financial Overview



# Historical Consolidated Financial Performance

PARTICULARS (INR Mn)	FY22	FY23	FY24	9M-FY25
Operational Revenue	2,029	2,195	2,529	2,757
Total Expenses	1,808	1,878	2,088	2,244
EBITDA	221	317	441	513
EBITDA Margins (%)	10.89%	14.44%	17.44%	18.61%
Other Income	17	24	36	81
Depreciation	30	45	52	56
Finance Cost	92	84	47	10
Profit Before Share of Profit of joint Venture & Tax	116	212	378	528
Share in Profit of joint Venture	19	77	119	83
PBT	135	289	497	611
Tax	40	-20	147	197
PAT	95	309	350	414
PAT Margins (%)	4.68%	14.08%	13.84%	15.02%
Other Comprehensive Income	-3	19	3	6
Total Comprehensive Income	92	328	353	420
Diluted EPS (INR)	8.12	20.02	22.52	24.46



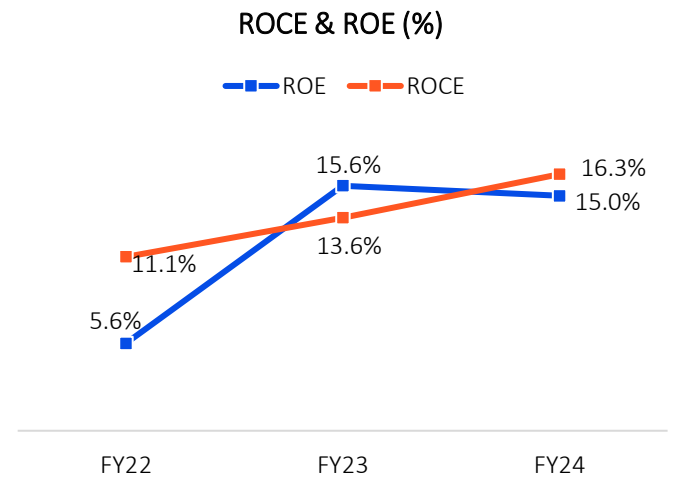
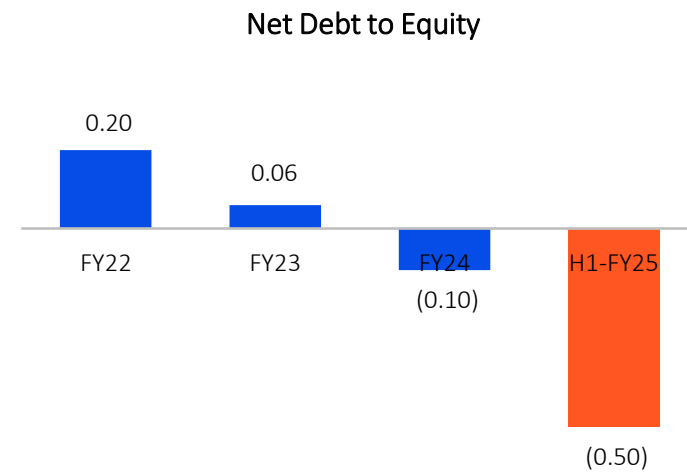
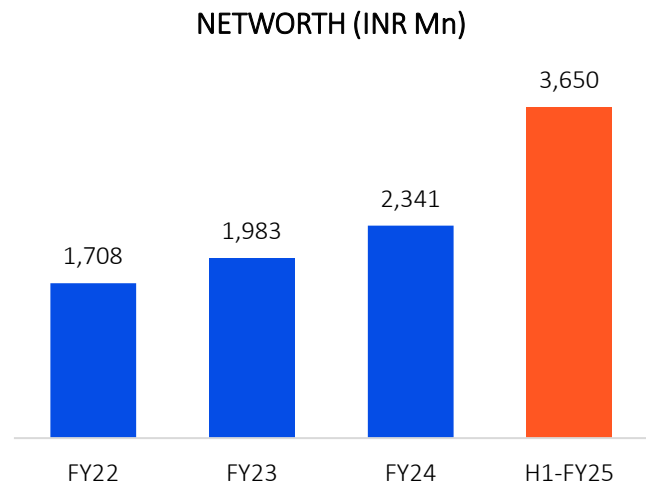
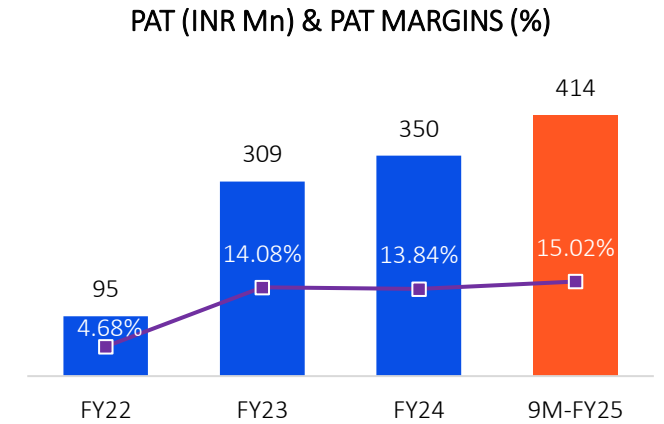
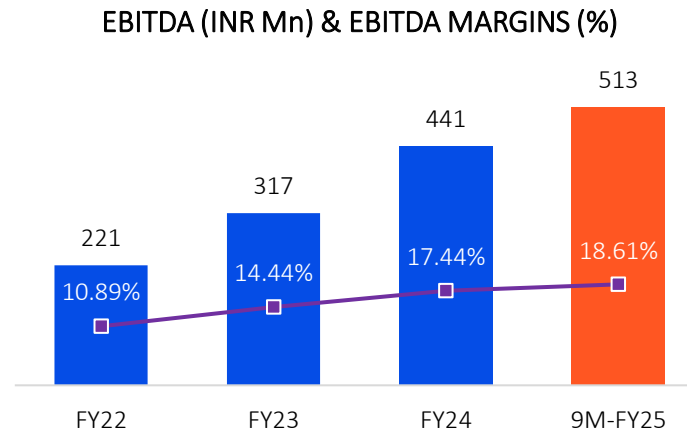
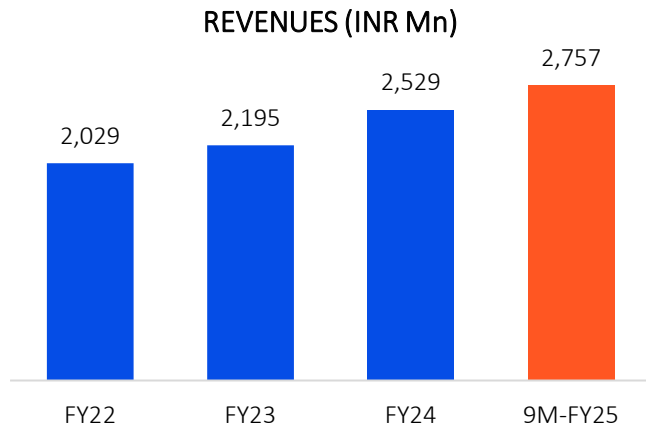
# Historical Consolidated Balance Sheet

PARTICULARS (INR Mn)	FY23	FY24	H1-FY25
<b>Assets</b>			
<b>(1) Non-current Assets</b>			
(A) Property, Plant And Equipment	199	238	410
(B) Goodwill	200	200	344
(C) Other Intangible Assets	2	1	1
(D) Financial Assets			
(i) Investments	264	267	171
(ii) Trade Receivables	21	31	43
(iii) Other Financial Assets	35	22	30
(E) Non-Current Tax Assets (Net)	63	85	59
(F) Deferred Tax Assets (Net)	87	107	119
(G) Other Non-current Assets	21	19	20
<b>Total Non-current Assets</b>	<b>892</b>	<b>970</b>	<b>1,197</b>
<b>(2) Current Assets</b>			
(A) Inventories	44	6	3
(B) Financial Assets			
(i) Investments	-	170	-
(ii) Trade Receivables	1,595	1,666	1,514
(ii) Cash And Cash Equivalents	324	111	1,507
(iii) Bank Balances Other Than (ii) above	106	180	555
(iv) Loans	0	0	0
(v) Other Financial Assets	25	33	69
(C) Current Tax Assets (Net)	48	57	35
(D) Other Current Assets	65	66	84
<b>Total Current Assets</b>	<b>2,206</b>	<b>2,289</b>	<b>3,767</b>
<b>Assets held for sale</b>	<b>31</b>	<b>2</b>	<b>2</b>
<b>Total Assets (1+2)</b>	<b>3,129</b>	<b>3,261</b>	<b>4,966</b>

PARTICULARS (INR Mn)	FY23	FY24	H1-FY25
<b>Equity And Liabilities</b>			
<b>(1) Equity</b>	<b>1,983</b>	<b>2,341</b>	<b>3,650</b>
(A) Equity Share Capital	154	163	174
(B) Other Equity	1,829	2,178	3,476
(C) Non-Controlling Interest	-	-	-
<b>(2) Non-current Liabilities</b>			
(A) Financial Liabilities			
(i) Borrowings	9	8	10
(ii) Lease Liabilities	14	24	60
(B) Provisions	8	10	10
<b>Total Non-current Liabilities</b>	<b>31</b>	<b>42</b>	<b>80</b>
<b>(3) Current Liabilities</b>			
(A) Financial Liabilities			
(i) Borrowings	538	39	98
(ii) Lease Liabilities	8	20	22
(iii) Trade Payables	332	505	445
(iv) Other Financial Liabilities	72	116	222
(B) Provisions	26	29	34
(C) Current Tax Liabilities (Net)	3	2	112
(D) Other Current Liabilities	136	167	303
<b>Total Current Liabilities</b>	<b>1,115</b>	<b>878</b>	<b>1,236</b>
<b>Total Equity And Liabilities (1+2+3)</b>	<b>3,129</b>	<b>3,261</b>	<b>4,966</b>

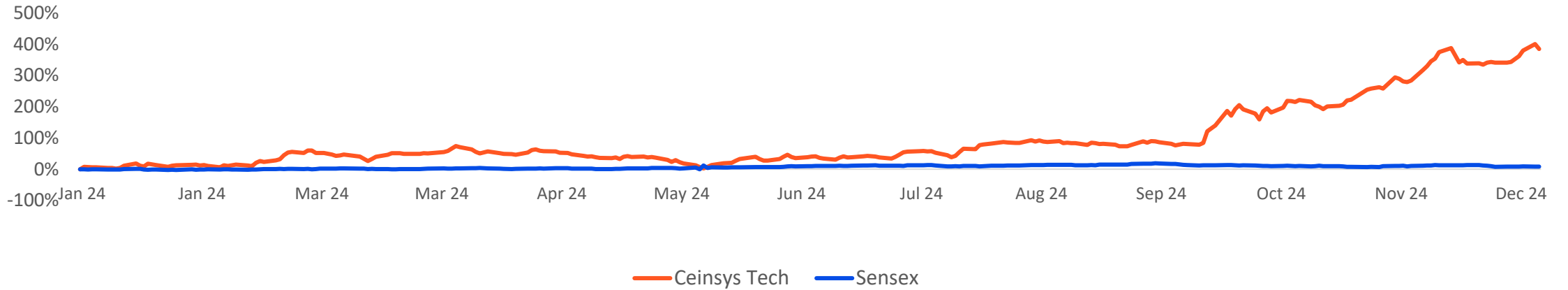


# Consolidated Financial Performance



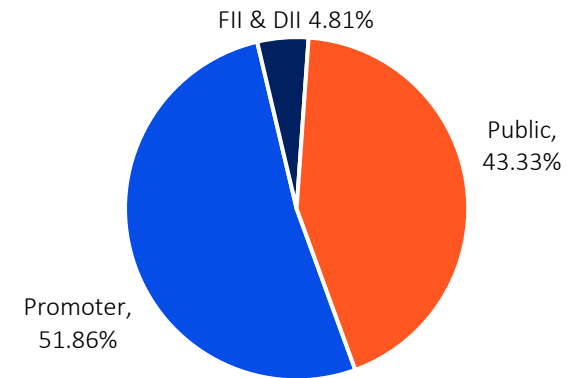
# Capital Market Information

1 Year Stock Performance up to 31<sup>st</sup> December, 2024



Price Data (As on 31 <sup>st</sup> December, 2024)	INR
Face Value	10.0
CMP	1,891.0
52 Week H/L	1,965.7/366.0
Market Cap (INR Mn)	32,981.2
Shares O/S (Mn)	17.4
Avg. Vol. ('000)	63.0
Number of Shareholders other than Promoter	22,517 Approx

Shareholding Pattern (As on 31<sup>st</sup> December, 2024)



# Disclaimer

## Ceinsys Tech Limited

*No representation or warranty, express or implied, is made as to, and no reliance should be placed on, the fairness, accuracy, completeness or correctness of the information or opinions contained in this presentation. Such information and opinions are in all events not current after the date of this presentation. Certain statements made in this presentation may not be based on historical information or facts and may be "forward looking statements" based on the currently held beliefs and assumptions of the management Ceinsys Tech Limited ("Company"), which are expressed in good faith and in their opinion reasonable, including those relating to the Company's general business plans and strategy, its future financial condition and growth prospects and future developments in its industry and its competitive and regulatory environment.*

*Forward-looking statements involve known and unknown risks, uncertainties and other factors, which may cause the actual results, financial condition, performance or achievements of the Company or industry results to differ materially from the results, financial condition, performance or achievements expressed or implied by such forward-looking statements, including future changes or developments in the Company's business, its competitive environment and political, economic, legal and social conditions. Further, past performance is not necessarily indicative of future results. Given these risks, uncertainties and other factors, viewers of this presentation are cautioned not to place undue reliance on these forward-looking statements. The Company disclaims any obligation to update these forward-looking statements to reflect future events or developments.*

*This presentation is for general information purposes only, without regard to any specific objectives, financial situations or informational needs of any particular person. This presentation does not constitute an offer or invitation to purchase or subscribe for any securities in any jurisdiction, including the United States. No part of it should form the basis of or be relied upon in connection with any investment decision or any contract or commitment to purchase or subscribe for any securities. None of our securities may be offered or sold in the United States, without registration under the U.S. Securities Act of 1933, as amended, or pursuant to an exemption from registration there from.*

*This presentation is confidential and may not be copied or disseminated, in whole or in part, and in any manner.*

## Valorem Advisors Disclaimer:

*Valorem Advisors is an Independent Investor Relations Management Service company. This Presentation has been prepared by Valorem Advisors based on information and data which the Company considers reliable, but Valorem Advisors and the Company makes no representation or warranty, express or implied, whatsoever, and no reliance shall be placed on, the truth, accuracy, completeness, fairness and reasonableness of the contents of this Presentation. This Presentation may not be all inclusive and may not contain all of the information that you may consider material. Any liability in respect of the contents of, or any omission from, this Presentation is expressly excluded.*

*Valorem Advisors also hereby certifies that the directors or employees of Valorem Advisors do not own any stock in personal or company capacity of the Company under review.*



For further details please contact our Investor Relations Representatives:

VALOREM ADVISORS

Mr. Anuj Sonpal

Tel: +91-22-49039500

Email: [ceinsys@valoremadvisors.com](mailto:ceinsys@valoremadvisors.com)





Thank You